

Edelweiss International (Singapore) Pte. Ltd.

Registration Number: 200808637Z

Financial Statement for the year ended March 31, 2024

INDEPENDENT AUDITOR'S REPORT

To the Members of Edelweiss International (Singapore) Pte. Limited

Report on the Audit of the Special Purpose Financial Statements

Opinion

We have audited the accompanying Special Purpose Financial Statements of Edelweiss International (Singapore) Pte. Limited ("the Company"), which comprise the Balance Sheet as at March 31, 2024, the Statement of Profit and Loss, including the statement of Other Comprehensive Income, the Cash Flow Statement and the Statement of Changes in Equity for the year then ended, and notes to the financial statements, including a summary of significant accounting policies and other explanatory information.

In our opinion and to the best of our information and according to the explanations given to us, the aforesaid Special Purpose Financial Statements give the information required by the Companies Act, 2013, as amended ("the Act") in the manner so required and give a true and fair view in conformity with the accounting principles generally accepted in India, of the state of affairs of the Company as at March 31, 2024, its loss including other comprehensive loss, its cash flows and the changes in equity for the year ended on that date.

Basis for Opinion

We conducted our audit of the Special Purpose Financial Statements in accordance with the Standards on Auditing (SAs), as specified under section 143(10) of the Act. Our responsibilities under those Standards are further described in the 'Auditor's Responsibilities for the Audit of the Special Purpose Financial Statements' section of our report. We are independent of the Company in accordance with the 'Code of Ethics' issued by the Institute of Chartered Accountants of India together with the ethical requirements that are relevant to our audit of the financial statements under the provisions of the Act and the Rules thereunder, and we have fulfilled our other ethical responsibilities in accordance with these requirements and the Code of Ethics. We believe that the audit evidence we have obtained is sufficient and appropriate to provide a basis for our audit opinion on the Special Purpose Financial Statements.

Other Information


This being a foreign company, the requirement regarding reporting on Other Information clause is not applicable to the Company.

Responsibility of Management for the Special Purpose Financial Statements

The Company's Board of Directors is responsible for the matters with respect to the preparation of these Special Purpose Financial Statements that give a true and fair view of the financial position, financial performance including other comprehensive Income, cash flows and changes in equity of the Company in accordance with the accounting principles generally accepted in India, including the Indian Accounting Standards (Ind AS) specified under section 133 of the Act read with the Companies (Indian Accounting Standards) Rules, 2015, as amended. This responsibility also includes maintenance of adequate accounting records in accordance with the provisions of the Act for safeguarding of the assets of the Company and for preventing and detecting frauds and other irregularities; selection and application of appropriate accounting policies; making judgments and estimates that are reasonable and prudent; and the design, implementation and maintenance of adequate internal financial controls, that were operating effectively for ensuring the accuracy and completeness of the accounting records, relevant to the preparation and presentation of the Special Purpose Financial Statements that give a true and fair view and are free from material misstatement, whether due to fraud or error.

In preparing the Special Purpose Financial Statements, management is responsible for assessing the Company's ability to continue as a going concern, disclosing, as applicable, matters related to going concern and using the going concern basis of accounting unless management either intends to liquidate the Company or to cease operations, or has no realistic alternative but to do so.

Those Board of Directors are also responsible for overseeing the Company's financial reporting process.



B - 46, 3rd Floor, Pravasi Estate, V. N. Road, Goregaon (E), Mumbai - 400 063.

Tel. : +91. 22. 49084401 | Email: info@ngsco.in

www.ngsco.in

Auditor's Responsibilities for the Audit of the Special Purpose Financial Statements

Our objectives are to obtain reasonable assurance about whether the Special Purpose Financial Statements as a whole are free from material misstatement, whether due to fraud or error, and to issue an auditor's report that includes our opinion. Reasonable assurance is a high level of assurance, but is not a guarantee that an audit conducted in accordance with SAs will always detect a material misstatement when it exists. Misstatements can arise from fraud or error and are considered material if, individually or in the aggregate, they could reasonably be expected to influence the economic decisions of users taken on the basis of these Special Purpose Financial Statements.

As part of an audit in accordance with SAs, we exercise professional judgment and maintain professional skepticism throughout the audit. We also:

- Identify and assess the risks of material misstatement of the Special Purpose Financial Statements, whether due to fraud or error, design and perform audit procedures responsive to those risks, and obtain audit evidence that is sufficient and appropriate to provide a basis for our opinion. The risk of not detecting a material misstatement resulting from fraud is higher than for one resulting from error, as fraud may involve collusion, forgery, intentional omissions, misrepresentations, or the override of internal control.
- Obtain an understanding of internal control relevant to the audit in order to design audit procedures that are appropriate in the circumstances but not for the purpose of expressing an opinion on the operating effectiveness of the fund's internal control.
- Evaluate the appropriateness of accounting policies used and the reasonableness of accounting estimates and related disclosures made by management.
- Conclude on the appropriateness of management's use of the going concern basis of accounting and, based on the audit evidence obtained, whether a material uncertainty exists related to events or conditions that may cast significant doubt on the Company's ability to continue as a going concern. If we conclude that a material uncertainty exists, we are required to draw attention in our auditor's report to the related disclosures in the financial statements or, if such disclosures are inadequate, to modify our opinion. Our conclusions are based on the audit evidence obtained up to the date of our auditor's report. However, future events or conditions may cause the Company to cease to continue as a going concern.
- Evaluate the overall presentation, structure and content of the Special Purpose Financial Statements, including the disclosures, and whether the Special Purpose Financial Statements represent the underlying transactions and events in a manner that achieves fair presentation.

We communicate with those charged with governance regarding, among other matters, the planned scope and timing of the audit and significant audit findings, including any significant deficiencies in internal control that we identify during our audit.

We also provide those charged with governance with a statement that we have complied with relevant ethical requirements regarding independence, and to communicate with them all relationships and other matters that may reasonably be thought to bear on our independence, and where applicable, related safeguards.

Other Matter

This report is issued at the request of the Company and is intended solely for the information and use of the Edelweiss Financial Services Limited ('Ultimate Holding Company' or 'EFSL'), for the purpose of presentation of its consolidated audited financial statements for the year ended March 31, 2024 and for the use of Nangia & Co. LLP (the current statutory auditor of EFSL) in conjunction with the audit of consolidated financial statements and is not intended to be and should not be used for any other purpose.



Report on Other Legal and Regulatory Requirements


1. This report does not include a statement on the matters specified in Paragraph 3 and 4 of the Companies (Auditor's Report) Order, 2020 issued by Central Government of India in terms of sub-section (11) of section 143 of the Companies Act, 2013, since the Company is a foreign company, the reporting requirements are not applicable to it.
2. As required for the purpose of Special purpose financial statements, we report that:
 - (a) We have sought and obtained all the information and explanations which to the best of our knowledge and belief were necessary for the purposes of our audit;
 - (b) In our opinion, proper books of account as required by law have been kept by the Company so far as it appears from our examination of those books;
 - (c) The Balance Sheet, the Statement of Profit and Loss including the Statement of Other Comprehensive Income, the Cash Flow Statement and Statement of Changes in Equity dealt with by this Report are in agreement with the books of account;
 - (d) In our opinion, the aforesaid special purpose financial statements comply with the Accounting Standards specified under Section 133 of the Act, read with Companies (Indian Accounting Standards) Rules, 2015, as amended;
 - (e) With respect to the adequacy of the internal financial controls over financial reporting of the Company with reference to these special purpose financial statements and the operating effectiveness of such controls, refer to our separate Report in "Annexure A" to this report;
 - (f) As informed to us, the Company being a foreign company, the requirement for provisions of section 197(16) of the Companies Act, 2013 are not applicable;
 - (g) With respect to the other matters to be included in the Auditor's Report in our opinion and to the best of our information and according to the explanations given to us:
 - i. The Company does not have any pending litigations which would impact its financial position;
 - ii. The Company did not have any long-term contracts including derivative contracts for which there were any material foreseeable losses;
 - iii.
 - a) The management has represented that, to the best of its knowledge and belief, other than as disclosed in the note 45(b)(a) to the Special Purpose financial statements, no funds have been advanced or loaned or invested (either from borrowed funds or share premium or any other sources or kind of funds) by the company to or in any other person(s) or entity(ies), including foreign entities ("Intermediaries"), with the understanding, whether recorded in writing or otherwise, that the Intermediary shall, whether, directly or indirectly lend or invest in other persons or entities identified in any manner whatsoever by or on behalf of the company ("Ultimate Beneficiaries") or provide any guarantee, security or the like on behalf of the Ultimate Beneficiaries;
 - b) The management has represented that, to the best of its knowledge and belief, other than as disclosed in the note 45(b)(b) to the Special Purpose financial statements, no funds have been received by the company from any person(s) or entity(ies), including foreign entities ("Funding Parties"), with the understanding, whether recorded in writing or otherwise, that the company shall, whether, directly or indirectly, lend or invest in other persons or entities identified in any manner whatsoever by or on behalf of the Funding Party ("Ultimate Beneficiaries") or provide any guarantee, security or the like on behalf of the Ultimate Beneficiaries;



c) Based on such audit procedures that were considered reasonable and appropriate in the circumstances, nothing has come to our notice that has caused us to believe that the representations under sub-clause (a) and (b) contain any material misstatement; and

iv. No dividend has been declared or paid during the year by the Company.


For NGS & Co. LLP
Chartered Accountants
ICAI Firm Registration Number: 119850W / W100013



R.P. Soni
Partner
Membership Number: 104796

UDIN: 24104796BKB EYD8948

Place: Mumbai
Date: May 07, 2024



Annexure A

Report on the Internal Financial Controls

We have audited the internal financial controls with reference to special purpose financial statements of Edelweiss International (Singapore) Pte. Limited ("the Company") as of March 31, 2024 in conjunction with our audit of the special purpose financial statements of the Company for the year ended on that date.

Management's Responsibility for Internal Financial Controls

The Company's Management is responsible for establishing and maintaining internal financial controls based on the internal control over financial reporting criteria established by the Company considering the essential components of internal control stated in the Guidance Note on Audit of Internal Financial Controls Over Financial Reporting issued by the Institute of Chartered Accountants of India ("ICAI"). These responsibilities include the design, implementation and maintenance of adequate internal financial controls that were operating effectively for ensuring the orderly and efficient conduct of its business, including adherence to the Company's policies, the safeguarding of its assets, the prevention and detection of frauds and errors, the accuracy and completeness of the accounting records, and the timely preparation of reliable financial information, as required under the Companies Act, 2013.

Auditor's Responsibility

Our responsibility is to express an opinion on the Company's internal financial controls with reference to these special purpose financial statements based on our audit. We conducted our audit in accordance with the Guidance Note on Audit of Internal Financial Controls Over Financial Reporting (the "Guidance Note") and the Standards on Auditing as specified under section 143(10) of the Act, to the extent applicable to an audit of internal financial controls, both issued by ICAI. Those Standards and the Guidance Note require that we comply with ethical requirements and plan and perform the audit to obtain reasonable assurance about whether adequate internal financial controls with reference to these special purpose financial statements was established and maintained and if such controls operated effectively in all material respects.

Our audit involves performing procedures to obtain audit evidence about the adequacy of the internal financial controls with reference to these special purpose financial statements and their operating effectiveness. Our audit of internal financial controls with reference to special purpose financial statement included obtaining an understanding of internal financial controls with reference to these special purpose financial statements, assessing the risk that a material weakness exists, and testing and evaluating the design and operating effectiveness of internal control based on the assessed risk. The procedures selected depend on the auditor's judgement, including the assessment of the risks of material misstatement of the financial statements, whether due to fraud or error.

We believe that the audit evidence we have obtained is sufficient and appropriate to provide a basis for our audit opinion on the Company's internal financial controls with reference to these special purpose financial statements.



Meaning of Internal Financial Controls With Reference to these Special Purpose Financial Statements

A Company's internal financial controls with reference to special purpose financial statements is a process designed to provide reasonable assurance regarding the reliability of financial reporting and the preparation of financial statements for external purposes in accordance with generally accepted accounting principles. A Company's internal financial controls with reference to special purpose financial statements includes those policies and procedures that (1) pertain to the maintenance of records that, in reasonable detail, accurately and fairly reflect the transactions and dispositions of the assets of the Company; (2) provide reasonable assurance that transactions are recorded as necessary to permit preparation of financial statements in accordance with generally accepted accounting principles, and that receipts and expenditures of the Company are being made only in accordance with authorizations of management and directors of the Company; and (3) provide reasonable assurance regarding prevention or timely detection of unauthorized acquisition, use, or disposition of the Company's assets that could have a material effect on the financial statements.

Inherent Limitations of Internal Financial Controls With Reference to Special Purpose Financial Statements

Because of the inherent limitations of internal financial controls with reference to these special purpose financial statements, including the possibility of collusion or improper management override of controls, material misstatements due to error or fraud may occur and not be detected. Also, projections of any evaluation of the internal financial controls with reference to special purpose financial statements to future periods are subject to the risk that the internal financial control with reference to special purpose financial statements may become inadequate because of changes in conditions, or that the degree of compliance with the policies or procedures may deteriorate.

Opinion


In our opinion, the Company has, in all material respects, adequate internal financial controls with reference to special purpose financial statements and such internal financial controls with reference to special purpose financial statements were operating effectively as at March 31, 2024, based on the internal control over financial reporting criteria established by the Company considering the essential components of internal control stated in the Guidance Note issued by ICAI.

For NGS & Co. LLP
Chartered Accountants
ICAI Firm Registration Number: 119850W / W100013



R.P. Soni
Partner
Membership Number:104796

UDIN: 24104796BKBEYD8948



Place: Mumbai
Date: May 07, 2024

Edelweiss International (Singapore) Pte Limited

Balance Sheet

(Currency : Indian rupees)

	Note	As at 31 March 2024 (Audited)	As at 31 March 2023 (Audited)
ASSETS			
Financial assets			
(a) Cash and cash equivalents	6	12,98,46,283	35,22,53,090
(b) Derivative financial instruments	7	5,56,08,353	6,30,40,437
(c) Loans	8	-	17,74,46,484
(d) Other financial assets	9	1,67,07,91,391	2,03,29,23,940
		<u>1,85,62,46,027</u>	<u>2,62,56,63,951</u>
Non-financial assets			
(a) Current tax assets (net)	10	-	45,53,331
(b) Deferred tax assets (net)	11	19,22,083	-
(c) Property, Plant and Equipment	12	30,78,349	34,15,961
(d) Other intangible assets	12	126	126
(e) Other non- financial assets	13	37,74,950	73,04,340
(f) Right to use asset	12	1,24,71,416	2,50,03,910
		<u>2,12,46,924</u>	<u>4,02,77,668</u>
TOTAL ASSETS		<u>1,87,74,92,951</u>	<u>2,66,59,41,619</u>
LIABILITIES AND EQUITY			
Financial liabilities			
(a) Trade payables		-	-
(i) total outstanding dues of micro enterprises and small enterprises		-	-
(ii) total outstanding dues of creditors other than micro enterprises and small enterprises	14	57,22,315	72,54,322
(b) Borrowings (other than debt securities)	15	-	15,36,74,379
(c) Lease Liabilities	16	1,40,50,951	2,71,03,177
(d) Other financial liabilities	17	70,84,937	2,94,21,418
		<u>2,68,58,203</u>	<u>21,74,53,296</u>
Non-financial liabilities			
(a) Current tax liabilities (net)	18	2,88,33,994	-
(b) Provisions	19	21,17,317	34,64,440
(c) Deferred tax liabilities (net)	20	-	11,14,726
(d) Other non-financial liabilities	21	5,50,034	44,31,711
		<u>3,15,01,345</u>	<u>90,10,877</u>
Equity			
(a) Equity share capital	22	1,32,05,16,800	1,65,06,46,000
(b) Other equity	23	49,86,16,603	78,88,31,446
		<u>1,81,91,33,403</u>	<u>2,43,94,77,446</u>
TOTAL LIABILITIES AND EQUITY		<u>1,87,74,92,951</u>	<u>2,66,59,41,619</u>

Material accounting policies information and notes to the financial statements

1 to 45

This is the Balance Sheet referred to in our report of even date.

For NGS & Co. LLP
Chartered Accountants
Firm Registration No.: 119850W / W100013



R. P. Soni
Partner
Membership No.: 104796

Mumbai
May 07, 2024

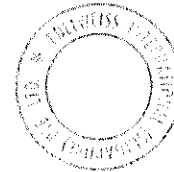


For and on behalf of the Board of Directors


Vinod Kumar Soni
Director


Sagat Anand
Director

Mumbai
May 07, 2024



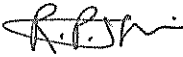
Edelweiss International (Singapore) Pte Limited

Statement of Profit and Loss


(Currency : Indian rupees)	Note	For the year ended 31 March 2024	For the year ended 31 March 2023
Revenue from operations			
Interest income	24	8,57,42,977	6,53,18,920
Dividend income	25	1,661	1,04,45,362
Net gain on fair value changes	26	12,20,59,926	56,78,44,977
Total Revenue From Operation		20,78,04,564	64,36,09,259
Other income	27	9,39,76,928	11,17,51,637
Total income		30,17,81,492	75,53,60,896
Expenses			
Finance costs	28	97,45,942	1,97,61,849
Impairment on financial instruments	29	15,14,19,786	26,630
Employee benefits expense	30	9,69,43,377	7,85,77,538
Depreciation and amortization expenses	12	1,80,32,722	1,73,70,147
Other expenses	31	10,74,85,807	17,62,13,563
Total expenses		38,36,27,634	29,19,49,727
Profit/(loss) before tax		(8,18,46,142)	46,34,11,169
Tax expenses			
(1) Current tax	32	2,88,28,111	-
(2) Deferred tax (net)	32	(30,45,489)	5,43,672
Profit/(loss) after tax for the period/year from continuing operations		(10,76,28,764)	46,28,67,497
Other Comprehensive Income			
(A) Items that will not be reclassified to profit or loss			
Remeasurement gain/(loss) on defined benefit plans		68,135	(8,27,997)
Total (A)		68,135	(8,27,997)
(B) Items that will be reclassified to profit or loss			
Net gain/(loss) on debt instruments measured FVOCI		-	-
Foreign Exchange Translation Reserve - OCI		(4,67,23,707)	11,12,94,451
Total (B)		(4,67,23,707)	11,12,94,451
Other Comprehensive Income/(loss) (A+B)		(4,66,55,572)	11,04,66,454
Total Comprehensive Income		(15,42,84,336)	57,33,33,951
Earnings per equity share (Face value of SGD 1 each):			
Basic & Diluted	33	(3.47)	10.92
Material accounting policies information and notes to the financial statements	1 to 45		

This is the Statement of Profit & Loss referred to in our report of even date


For NGS & Co. LLP
Chartered Accountants
Firm Registration No.: 119850W / W100013



R. P. Soni
Partner
Membership No.: 104796

Mumbai
May 07, 2024

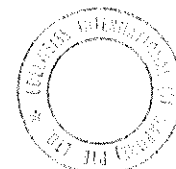


For and on behalf of the Board of Directors


Vinod Kumar Soni
Director


Sagur Anand
Director

Mumbai
May 07, 2024



Edelweiss International (Singapore) Pte Limited

Statement of changes in equity

(Currency - Indian rupees)

Equity share capital

As At 1 April 2022	Changes in equity share capital	As At 31 March 2023	Changes in equity share capital	As At 31 March 2024
2,06,33,07,500	(41,26,61,500)	1,65,06,46,000	(33,01,29,200)	1,32,05,16,800

Other Equity

	Reserves and surplus		Other comprehensive income		Total
	Retained earnings	Stock options reserve	Debt Instruments through Other Comprehensive Income	Foreign exchange translation reserve	
Balance at 1 April 2022 (Ind AS)	6,98,21,210	6,15,000	6,60,502	27,03,62,638	34,14,59,350
Profit or loss for the year	46,28,67,498	-	-	-	46,28,67,498
Other comprehensive income	(8,27,997)	-	(6,60,502)	11,12,94,451	10,98,05,952
Utilisation for buy back	(12,53,01,353)	-	-	-	(12,53,01,353)
Total Comprehensive Income for the year	33,67,38,148	-	(6,60,502)	11,12,94,451	44,73,72,097
Balance at 31 March 2023 (Ind AS)	40,65,59,358	6,15,000	(0)	38,16,57,089	78,88,31,446
Profit or loss for the year	(10,76,28,764)	-	-	-	(10,76,28,764)
Other comprehensive income	68,135	-	-	(4,67,23,707)	(4,66,55,572)
Utilisation for buy back	(13,59,30,507)	-	-	-	(13,59,30,507)
Total Comprehensive Income for the year	(24,54,91,136)	-	-	(4,67,23,707)	(29,02,14,843)
Balance at 31 March 2024 (Ind AS)	16,30,68,222	6,15,000	(0)	33,49,33,382	49,86,16,603

Nature and purpose of reserve

1. Debt Instruments through Other Comprehensive Income

The Company recognises changes in the fair value of debt instruments held with business objective of collect and sell in other comprehensive income. These changes are accumulated within the FVOCI debt investments reserve within equity. The Company transfers amounts from this reserve to the statement of profit and loss when the debt instrument is sold.

2. Share option reserve

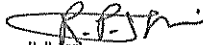
The share option reserve comprises the cumulative value of employee services received for the issue of the options under the share plans of the ultimate holding company.

3. Foreign Exchange Translation Reserve

The functional currency of the Company is United States Dollars. These financial statements are prepared and presented in INR which is the functional currency of the Ultimate Parent Entity, for the purposes of consolidation. Foreign Exchange Translation reserve represents the exchange difference arising on translation difference arising on conversion of financial statements from functional currency to the presentation currency.

This is the statement of changes in equity referred to in our report of even date.


For NGS & Co. LLP
Chartered Accountants
Firm Registration No. - 119850W - W100013



R. P. Sank
Partner
Membership No. - 104796

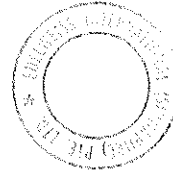
Mumbai
May 07, 2024

For and on behalf of the Board of Directors


Vinod Kumar Soni
Director

Mumbai
May 07, 2024


Sagar Anand
Director



Edelweiss International (Singapore) Pte. Limited

Cash Flow Statement

(Currency: Indian Rupees)

	For the year ended 31 March 2024	For the year ended 31 March 2023
A Cash flow from operating activities		
Profit before taxation	(8,18,46,142)	46,34,11,169
<i>Adjustments for</i>		
Depreciation and amortization expenses	1,80,32,722	1,73,70,147
Profit on Sale of Fixed Assets	64,495	-
Remeasurement gain on defined benefit plans	-	(8,27,997)
Provision for employee benefits	10,31,622	17,31,530
Impairment on financial instruments	15,14,19,786	26,630
Interest income in respect of investing activity	-	(3,14,208)
Net (Profit)/loss on FVOCI debt instrument	-	(30,149)
Interest expense on lease liability	26,18,192	41,64,267
Interest income on loans given	(28,05,724)	(1,04,72,178)
Interest expense on borrowings (other than debt securities)	33,39,776	96,35,117
Expense on Employee Stock Option Scheme (ESOP)	41,147	33,127
Operating cash flow before working capital changes	9,18,95,874	48,47,27,455
<i>Add / (Less). Adjustments for working capital changes</i>		
(Increase) decrease in financial assets	38,95,03,523	7,12,40,398
Decrease / (increase) in derivative financial instruments	83,08,316	14,14,63,357
(Increase) / decrease in other non-financial assets	(44,49,546)	(10,79,949)
Decrease in Stock in trade	-	72,76,54,507
Decrease in trade receivables	-	-
Increase / (decrease) in trade payables	(15,73,832)	18,84,330
Increase/(Decrease) in other financial liabilities	(2,26,08,966)	(77,08,30,389)
Increase / (decrease) in other non-financial liabilities	41,42,056	17,81,219
(Decrease) / increase in provision	(13,88,492)	(69,20,439)
Cash generated from / (used in) operations	46,38,28,934	64,99,20,488
Gratuity paid	(11,25,027)	-
Income taxes (paid) and Net of Refunds	46,69,568	-
Net cash generated from / (used in) operating activities - A	46,73,73,474	64,99,20,488
B Cash flow from investing activities		
Purchase of fixed assets	(48,29,875)	(36,39,608)
Sale / (purchase) of FVOCI debt instrument (net)	-	29,821
Sale of fixed assets	64,417	-
Interest received on investments measured at FVOCI debt instrument	-	3,10,787
Proceeds from Interco Loan	11,09,527	-
Interest received on Inter Co Loan	3,20,10,676	-
Principal loan and advances (Given)/received back (net)	(24,84,015)	(80,36,052)
Net cash (used)/generated from Investing activities - B	2,58,70,730	(1,13,35,052)
C Cash flow from financing activities		
Proceed from/ (repayment) of borrowings (other than debt securities) (Refer note 1 below)	(15,40,08,945)	-
Principal repayment of leases (Ind AS 116)	(1,33,57,660)	(1,06,67,020)
Interest paid on lease	(26,19,407)	(41,59,895)
Interest paid on short term borrowings (other than debt securities)	(41,81,757)	(1,03,29,983)
Buyback of share of EISPL	(46,59,89,725)	(52,41,43,520)
Net cash used in financing activities - C	(64,01,57,494)	(54,93,00,417)
D Foreign exchange translation reserve - D	(7,54,93,517)	(7,42,55,586)
Net decrease in cash and cash equivalents (A+B+C+D)	(22,24,06,807)	1,50,29,432
Cash and cash equivalent as at the beginning of the year	35,22,53,090	33,72,23,658
Cash and cash equivalent as at the end of the year	12,98,46,283	35,22,53,090

Note:

1 Net figures have been reported on account of volume of transactions.


As per our report of even date attached

This is the cash flow statement referred to in our report of even date.

For NGS & Co. LLP
Chartered Accountants
Firm Registration No.: 119850W W100013

R. P. Sani
Partner
Membership No.: 104796

Mumbai
May 07, 2024

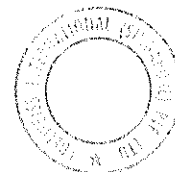


For and on behalf of the Board of Directors

Vinod Kumar Sani
Director

Mumbai
May 07, 2024

Sagar Anand
Director



Edelweiss International (Singapore) Pte Limited
Financial Statements for the year ended 31 March 2024

Edelweiss International (Singapore) Pte Limited

Notes to the financial statements for the year ended 31 March 2024

(Currency: Indian rupees)

1. Background

Edelweiss International (Singapore) Pte. Limited (the “Company”) is a company incorporated in the Republic of Singapore. The address of the Company’s registered office is 9 Raffles Place #27-00 Republic Plaza Singapore 048619. The principal activities of the Company is to undertake trading and investment activities.

The Company is a wholly owned subsidiary of Edel Investments Limited, a Company incorporated in India. The ultimate holding company remains Edelweiss Financial Services Limited, which is incorporated in India and listed on the Indian Stock Exchange.

The Company has formed a Branch in United Arab Emirates (UAE) on 12 September 2017. The Branch is registered with the Dubai Multi Commodities Centre Authority (DMCCA) and is located at AG-14K, AG Tower, Plot No: JLT-PH1-11A, Jumeirah Lakes Towers, Dubai, United Arab Emirates. The principal activity of the Branch is to undertake proprietary trading on regulated exchanges (DMCC).

2. Basis of preparation of financial statements and functional currency

The financial statements of the Company have been prepared in accordance with Indian Accounting Standards (Ind AS) notified under the Companies (Indian Accounting Standards) Rules, 2015 (as amended from time to time).

The Company being a foreign company has prepared its financial statements in United States Dollar (USD) which is its Functional currency. However, for consolidation purpose, the company presents these financial statements in Indian rupees (INR), which is the functional currency of the ultimate holding company.

The assets and liabilities are translated into INR at the spot rate of exchange prevailing at the reporting date and their statement of profit and loss are translated at average exchange rate prevailing during the year. The exchange differences arising on translation are recognised in OCI and accumulated as a separate component of other equity.

These financial statements have been prepared on a historical cost basis, except for certain financial instruments such as financial asset measured at fair value through other comprehensive income (FVOCI) instruments, derivative financial instruments, and other financial assets held for trading, which have been measured at fair value. The Financial Statements are presented in INR.



Edelweiss International (Singapore) Pte Limited

Notes to the financial statements for the year ended 31 March 2024

(Currency: Indian rupees)

3. Presentation of financial statements

These financial statements are Special Purpose Financial Statements drawn under Indian Accounting Standards (Ind-AS) for the purpose of Consolidation with Edelweiss Financial Services Limited (Ultimate Holding Company) for its reporting of Consolidated audited financial results under Ind-AS Division III of Schedule III of the Companies Act, 2013 (“the Act”).

The Company presents its balance sheet in order of liquidity in compliance with the Division III of the Schedule III to the Companies Act, 2013. An analysis regarding recovery or settlement within 12 months after the reporting date (current) and more than 12 months after the reporting date (non-current) is presented in Note 37.

Financial assets and financial liabilities are generally reported gross in the balance sheet. They are only offset and reported net when, in addition to having an unconditional legally enforceable right to offset the recognised amounts without being contingent on a future event, the parties also intend to settle on a net basis in all the following circumstances:

- The normal course of business
- The event of default
- The event of insolvency or bankruptcy of the company and or its counterparties

Derivative assets and liabilities with master netting arrangements (e.g., ISDAs) are only presented net when they satisfy the eligibility of netting for all the above criteria and not just in the event of default.

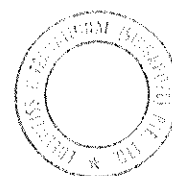

4. Material accounting policy information

4.1 Recognition of Interest and Dividend income

Under Ind AS 109 interest income is recorded using the effective interest rate (EIR) method for all financial instruments measured at amortised cost and debt instrument measured at FVOCI. The EIR is the rate that exactly discounts estimated future cash receipts through the expected life of the financial asset to the gross carrying amount of the financial asset.

The EIR (and therefore, the amortised cost of the financial asset) is calculated by taking into account any discount or premium on acquisition, fees and costs that are an integral part of the EIR. The Company recognises interest income using a rate of return that represents the best estimate of a constant rate of return over the expected life of the loan. Hence, it recognises the effect of potentially different interest rates charged at various stages, and other characteristics of the product life cycle (including prepayments, penalty interest and charges).

If expectations regarding the cash flows on the financial asset are revised for reasons other than credit risk. The adjustment is booked as a positive or negative adjustment to the carrying amount of the asset in the balance sheet with an increase or reduction in interest income.



Edelweiss International (Singapore) Pte Limited

Notes to the financial statements for the year ended 31 March 2024

(Currency: Indian rupees)

When a financial asset becomes credit-impaired and is, therefore, regarded as 'Stage 3', the Company calculates interest income by applying the effective interest rate to the amortised cost (net of expected credit loss) of the financial asset. If the financial assets cures and is no longer credit-impaired, the Company reverts to calculating interest income on a gross basis.

For purchased or originated credit-impaired (POCI) financial assets, the Company calculates interest income by calculating the credit-adjusted EIR and applying that rate to the amortised cost of the asset. The credit adjusted EIR is the interest rate that, at original recognition, discounts the estimated future cash flows (including credit losses) to the amortised cost of the POCI assets.

Dividend income is recognised in profit or loss when the Company's right to receive payment of the dividend is established, it is probable that the economic benefits associated with the dividend will flow to the entity, and the amount of the dividend can be measured reliably.

4.2 Financial Instruments

4.2.1 Date of recognition


Financial assets and financial liabilities, with the exception of borrowings are initially recognised on the trade date, i.e., the date that the Company becomes a party to the contractual provisions of the instrument. This includes regular way trades: purchases or sales of financial assets that require delivery of assets within the time frame generally established by regulation or convention in the marketplace. The Company recognises borrowings when funds are available for utilisation to the Company.

4.2.2 Initial measurement of financial instruments

Financial assets and financial liabilities are initially measured at fair value. Transaction costs that are directly attributable to the acquisition or issue of financial assets and financial liabilities (other than financial assets and financial liabilities at fair value through profit or loss) are added to or deducted from the fair value of the financial assets or financial liabilities, as appropriate, on initial recognition. Transaction costs directly attributable to the acquisition of financial assets or financial liabilities at fair value through profit or loss are recognised immediately in profit or loss.

4.2.3 Day 1 profit or loss

When the transaction price of the financial instrument differs from the fair value at origination and the fair value is based on a valuation technique using only inputs observable in market transactions, the Company recognizes the difference between the transaction price and fair value in net gain on fair value changes. In those cases where fair value is based on models for which some of the inputs are not observable, the difference between the transaction price and the fair value is deferred and is only recognized in profit or loss when the inputs become observable, or when the instrument is derecognised.



Edelweiss International (Singapore) Pte Limited

Notes to the financial statements for the year ended 31 March 2024

(Currency: Indian rupees)

4.3 Classification of financial instruments

4.3.1 Financial assets:

The Company classifies all of its financial assets based on the business model for managing the assets and the asset's contractual terms, measured at either:

- Amortised cost
- Fair value through other comprehensive income [FVOCI]
- Fair value through profit or loss [FVTPL]

The Company measures debt financial assets that meet the following conditions at amortised cost:

- the financial asset is held within a business model whose objective is to hold financial assets in order to collect contractual cash flows; and
- The contractual terms of the financial asset give rise on specified dates to cash flows that are solely payments of principal and interest on the principal amount outstanding.

Sale that occurs for below reason are considered as consistent with business model whose objective is to hold financial assets in order to collect contractual cash flows.

- if those sales are infrequent (even if significant in value) or insignificant in value both individually and in aggregate (even if frequent).
- If such sales are made close to maturity of financial asset and proceeds from sale approximate the collection of the remaining contractual cashflow
- Selling a financial asset because of significant increase in credit risk

Debt instruments that meet the following conditions are subsequently measured at fair value through other comprehensive income (except for debt instruments that are designated as at fair value through profit or loss on initial recognition):


- The financial asset is held within a business model whose objective is achieved both by collecting contractual cash flows and selling the financial assets; and
- The contractual terms of the financial asset give rise on specified dates to cash flows that are solely payments of principal and interest on the principal amount outstanding.

By default, all other financial assets are subsequently measured at FVTPL.

4.3.1.1 Amortized cost and Effective interest method

The effective interest method is a method of calculating the amortised cost of a debt instrument and of allocating interest income over the relevant period.

For financial instruments other than purchased or originated credit-impaired financial assets, the effective interest rate is the rate that exactly discounts estimated future cash receipts (including all fees and points paid or received that form an integral part of the effective interest



Edelweiss International (Singapore) Pte Limited

Notes to the financial statements for the year ended 31 March 2024

(Currency: Indian rupees)

rate, transaction costs and other premiums or discounts) excluding expected credit losses, through the expected life of the debt instrument, or, where appropriate, a shorter period, to the gross carrying amount of the debt instrument on initial recognition. For purchased or originated credit-impaired financial assets, a credit-adjusted effective interest rate is calculated by discounting the estimated future cash flows, including expected credit losses, to the amortised cost of the debt instrument on initial recognition.

The amortised cost of a financial asset is the amount at which the financial asset is measured at initial recognition minus the principal repayments, plus the cumulative amortisation using the effective interest method of any difference between that initial amount and the maturity amount, adjusted for any loss allowance. On the other hand, the gross carrying amount of a financial asset is the amortised cost of a financial asset before adjusting for any loss allowance.

4.3.1.2 Financial assets held for trading.

The Company classifies financial assets as held for trading when they have been purchased or issued primarily for short-term profit making through trading activities or form part of a portfolio of financial instruments that are managed together, for which their evidence of a recent pattern of short-term profit is taking. Held-for-trading assets and liabilities are recorded and measured in the balance sheet at fair value. Financial assets designated at FVTPL, please refer note 4.3.2.2

4.3.1.3 Investment in equity instruments

The Company subsequently measures all equity investments at fair value through profit or loss, unless the management has elected to classify irrevocably some of its strategic equity investments to be measured at FVOCI, when such instruments meet the definition of Equity under Ind AS 32 Financial Instruments: Presentation and are not held for trading. Such classification is determined on an instrument-by-instrument basis.

4.3.2 Financial liabilities

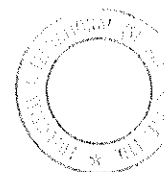

All financial liabilities are measured at amortised cost except derivative financial liabilities.

4.3.2.1 Debt securities and other borrowed funds

After initial measurement, debt issued, and other borrowed funds are subsequently measured at amortised cost. Amortised cost is calculated by taking into account any discount or premium on issue funds, and costs that are an integral part of the EIR.

4.3.2.2 Financial assets and financial liabilities at fair value through profit or loss

Financial assets and financial liabilities in this category are those that are not held for trading and have been either designated by management upon initial recognition or are mandatorily required to be measured at fair value under Ind AS 109. Management only designates an instrument at FVTPL upon initial recognition when one of the following criteria are met.



Edelweiss International (Singapore) Pte Limited

Notes to the financial statements for the year ended 31 March 2024

(Currency: Indian rupees)

Such designation is determined on an instrument-by-instrument basis:

- The designation eliminates, or significantly reduces, the inconsistent treatment that would otherwise arise from measuring the assets or liabilities or recognizing gains or losses on them on a different basis; Or.
- The liabilities are part of a Company of financial liabilities, which are managed, and their performance evaluated on a fair value basis, in accordance with a documented risk management or investment strategy; Or.
- The liabilities containing one or more embedded derivatives, unless they do not significantly modify the cash flows that would otherwise be required by the contract, or it is clear with little or no analysis when a similar instrument is first considered that separation of the embedded derivative(s) is prohibited.

Financial assets and financial liabilities at FVTPL are recorded in the balance sheet at fair value. Changes in fair value are recorded in profit and loss with the exception of movements in fair value of liabilities designated at FVTPL due to changes in the Company's own credit risk. Such changes in fair value are recorded in the Own credit reserve through OCI and do not get recycled to the profit or loss. Interest earned or incurred on instruments designated at FVTPL is accrued in interest income or finance cost, respectively, using the EIR, taking into account any discount/ premium and qualifying transaction costs being an integral part of instrument. Interest earned on assets mandatorily required to be measured at FVTPL is recorded using contractual interest rate.

4.3.3 Financial liabilities and equity instruments


Financial instruments issued by the Company are classified as either financial liabilities or as equity in accordance with the substance of the contractual arrangements and the definitions of a financial liability and an equity instrument.

An equity instrument is any contract that evidences a residual interest in the assets of an entity after deducting all its liabilities. Equity instruments issued by a Company entity are recognized at the proceeds received, net of direct issue costs.

Repurchase of the Company's own equity instruments is recognized and deducted directly in equity. No gain or loss is recognized in profit or loss on the purchase, sale, issue or cancellation of the Company's own equity instruments.

4.3.4 Derivatives

The Company enters into a variety of derivative financial instruments to manage its exposure to interest rate and foreign exchange rate risks, including foreign exchange forward contracts and interest rate swaps.



Edelweiss International (Singapore) Pte Limited

Notes to the financial statements for the year ended 31 March 2024

(Currency: Indian rupees)

Company has designed a risk strategy based to cover exposure on issuance of Nifty Linked Debentures, by entering into a derivative contract either to minimize the loss or to earn a minimum committed income by entering into a combination of derivative contracts (say for example purchased call and put options) with a wide range of strike prices. Above strategy has been approved by the risk committee and ensures that risk is fully or partially covered, hence supports to reduce the risk exposure.

Derivatives are initially recognised at fair value and are subsequently re-measured at fair value through profit or loss. The resulting gain or loss is recognised in profit or loss immediately.

4.4 Reclassification of financial assets and financial liabilities

The Company does not reclassify its financial assets subsequent to their initial recognition, apart from the exceptional circumstances in which the Company acquires, disposes of, or terminates a business line. Financial liabilities are never reclassified.

4.5 Derecognition of financial assets and financial liabilities

4.5.1 Derecognition of financial assets due to substantial modification of terms and conditions

The Company derecognises a financial asset, such as a loan to a customer, when the terms and conditions have been renegotiated to the extent that, substantially, it becomes a new loan, with the difference recognised as a derecognition gain or loss, to the extent that an impairment loss has not already been recorded.

If the modification does not result in cash flows that are substantially different, the modification does not result in derecognition. Based on the change in cash flows discounted at the original EIR, the Company records a modification gain or loss, to the extent that an impairment loss has not already been recorded.

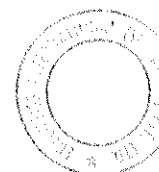

4.5.2 Derecognition of financial assets (other than due to substantial modification)

A financial asset (or, where applicable, a part of a financial asset or part of a Company of similar financial assets) is derecognised when the rights to receive cash flows from the financial asset have expired. The Company also derecognises the financial asset if it has both transferred the financial asset and the transfer qualifies for derecognition.

The Company has transferred the financial asset if, and only if, either:

- The Company has transferred its contractual rights to receive cash flows from the financial asset; or
- It retains the rights to the cash flows but has assumed an obligation to pay the received cash flows in full without material delay to a third party under a 'pass-through' arrangement.

A transfer only qualifies for derecognition if either:



Edelweiss International (Singapore) Pte Limited

Notes to the financial statements for the year ended 31 March 2024

(Currency: Indian rupees)

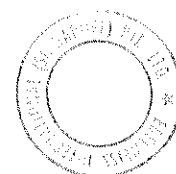

- The Company has transferred substantially all the risks and rewards of the asset; or
- The Company has neither transferred nor retained substantially all the risks and rewards of the asset, but has transferred control of the asset.

The Company considers control to be transferred if and only if, the transferee has the practical ability to sell the asset in its entirety to an unrelated third party and is able to exercise that ability unilaterally and without imposing additional restrictions on the transfer.

4.5.3 Derecognition of financial liabilities

A financial liability is derecognised when the obligation under the liability is discharged, cancelled, or expires.

Where an existing financial liability is replaced by another from the same lender on substantially different terms, or the terms of an existing financial liability are substantially modified, such an exchange or modification is treated as a derecognition of the original financial liability and the recognition of a new financial liability. The difference between the carrying value of the original financial liability and the consideration paid, including modified contractual cash flow recognised as new financial liability, would be recognised in profit or loss.



Edelweiss International (Singapore) Pte Limited

Notes to the financial statements for the year ended 31 March 2024

(Currency: Indian rupees)

4.6 Impairment of financial assets

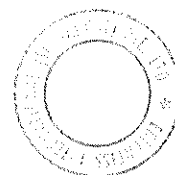

The Company records allowance for expected credit losses for all loans, other debt financial assets not held at FVTPL, together with loan commitment and financial guarantee contracts, in this section all referred to as 'financial instruments. Equity instruments are not subject to impairment.

The Company follows 'simplified approach' for recognition of impairment loss allowance on trade receivables and lease receivables. The application of simplified approach does not require the Company to track changes in credit risk. Rather, it recognises impairment loss allowance based on lifetime ECLs at each reporting date, right from its initial recognition. The Company uses a provision matrix to determine impairment loss allowance on portfolio of its receivables. The provision matrix is based on its historically observed default rates over the expected life of the receivables. However, if receivables contain a significant financing component, the Company chooses as its accounting policy to measure the loss allowance by applying general approach to measure ECL.

For all other financial instruments, the Company recognises lifetime ECL when there has been a significant increase in credit risk (SICR) since initial recognition. If, on the other hand, the credit risk on the financial instrument has not increased significantly since initial recognition, the Company measures the loss allowance for that financial instrument at an amount equal to 12-month expected credit losses (12m ECL). The assessment of whether lifetime ECL should be recognised is based on significant increases in the likelihood or risk of a default occurring since initial recognition instead of evidence of a financial asset being credit-impaired at the reporting date or an actual default occurring.

Lifetime ECL represents the expected credit losses that will result from all possible default events over the expected life of a financial instrument. In contrast, 12m ECL represents the portion of lifetime ECL that is expected to result from default events on a financial instrument that are possible within 12 months after the reporting date.

The measurement of expected credit losses is a function of the probability of default, loss given default (i.e., the magnitude of the loss if there is a default) and the exposure at default. The assessment of the probability of default and loss given default is based on historical data adjusted by forward-looking information. As for the exposure at default (EAD), for financial assets, this is represented by the assets' gross carrying amount at the reporting date; for loan commitments and financial guarantee contracts, the exposure includes the amount drawn down as at the reporting date, together with any additional amounts expected to be drawn down in the future by default date determined based on historical trend, the Company's understanding of the specific future financing needs of the debtors, and other relevant forward-looking information.



Edelweiss International (Singapore) Pte Limited

Notes to the financial statements for the year ended 31 March 2024

(Currency: Indian rupees)

For financial assets, the ECL is estimated as the difference between all contractual cash flows that are due to the Company in accordance with the contract and all the cash flows that the Company expects to receive, discounted at the original effective interest rate. The Company recognises an impairment gain or loss in profit or loss for all financial instruments with a corresponding adjustment to their carrying amount through a loss allowance account.

If a financial instrument includes both a loan (i.e., financial asset) and an undrawn commitment (i.e., loan commitment) component and the Company cannot separately identify the ECL on the loan commitment component from those on the financial asset component, the ECL on the loan commitment have been recognised together with the loss allowance for the financial asset. To the extent that the combined ECL exceed the gross carrying amount of the financial asset, the ECL have been recognised as a provision. Also, for other loan commitments and all financial guarantee contracts, the loss allowance has been recognised as a provision.

4.7 Write off.

Financial assets are written off either partially or in their entirety only when the Company has no reasonable expectation of recovery.

4.8 Determination of fair value

The Company measures financial instruments, such as, derivatives at fair value at each balance sheet date. Fair value is the price that would be received to sell an asset or paid to transfer a liability in an orderly transaction between market participants at the measurement date. The fair value measurement is based on the presumption that the transaction to sell the asset or transfer the liability takes place either:

- In the principal market for the asset or liability, or
- In the absence of a principal market, in the most advantageous market for the asset or liability

The principal or the most advantageous market must be accessible by the Company.



Edelweiss International (Singapore) Pte Limited

Notes to the financial statements for the year ended 31 March 2024

(Currency: Indian rupees)

Company as a lessee:

For any new contracts entered into on or after 1 April 2019, the Company considers whether a contract is, or contains a lease. A lease is defined as 'a contract, or part of a contract, that conveys the right to use an asset (the underlying asset) for a period of time in exchange for consideration'. To apply this definition the Company assesses whether the contract is or contains lease.

Measurement and recognition

At lease commencement date, the Company recognises a right-of-use asset and a lease liability on the balance sheet. The right-of-use asset is measured at cost, which is made up of the initial measurement of the lease liability, any initial direct costs incurred by the Company, an estimate of any costs to dismantle and remove the asset at the end of the lease, and any lease payments made in advance of the lease commencement date (net of any incentives received).

The Company depreciates the right-of-use assets on a straight-line basis from the lease commencement date to the earlier of the end of the useful life of the right-of-use asset or the end of the lease term. The Company also assesses the right-of-use asset for impairment when such indicators exist. At the commencement date, the company measures the lease liability at the present value of the lease payments unpaid at that date, discounted using the interest rate implicit in the lease if that rate is readily available or at the incremental borrowing rate.



Subsequent to initial measurement, the liability will be reduced for payments made and increased for interest. It is remeasured to reflect any reassessment or modification, or if there are changes in in-substance fixed payments. When the lease liability is remeasured, the corresponding adjustment is reflected in the right-of-use asset, or profit and loss if the right-of-use asset is already reduced to zero.

Short term lease

The Company has elected not to recognise right of use asset and lease liabilities for short term leases of property that has lease term of 12 months or less. The Company recognises lease payment associated with these leases as an expense on a straight-line basis over lease term.

In the comparative period, as a lessee the Company classified leases that transfer substantially all the risk and reward of ownership as finance leases. Assets held under other leases are classified as operating lease and were not recognised in Company Balance sheet. Payments made under operating lease are recognised as an expense in the statement of profit and loss on a straight-line basis over the lease term, in which case lease payments are recognised based on contractual terms. Contingent rental payable is recognised as an expense in the period in which it is incurred.

Company as lessor:



Edelweiss International (Singapore) Pte Limited

Notes to the financial statements for the year ended 31 March 2024

(Currency: Indian rupees)

The fair value of an asset or a liability is measured using the assumptions that market participants would use when pricing the asset or liability, assuming that market participants act in their economic best interest. A fair value measurement of a non-financial asset takes into account a market participant's ability to generate economic benefits by using the asset in its highest and best use or by selling it to another market participant that would use the asset in its highest and best use. The Company uses valuation techniques that are appropriate in the circumstances and for which sufficient data are available to measure fair value, maximising the use of relevant observable inputs and minimising the use of unobservable inputs. In order to show how fair values have been derived, financial instruments are classified based on a hierarchy of valuation techniques, as summarised below:

- Level 1 financial instruments – Those where the inputs used in the valuation are unadjusted quoted prices from active markets for identical assets or liabilities that the Company has access at the measurement date. The Company considers markets as active only if there are sufficient trading activities with regards to the volume and liquidity of the identical assets or liabilities and when there are binding and exercisable price quotes available on the balance sheet date.
- Level 2 financial instruments – Those where the inputs that are used for valuation and are significant, are derived from directly or indirectly observable market data available over the entire period of the instrument's life.
- Level 3 financial instruments – Those that include one or more unobservable input that is significant to the measurement as whole. For assets and liabilities that are recognised in the financial statements on a recurring basis, the Company determines whether transfers have occurred between levels in the hierarchy by re-assessing categorization (based on the lowest level input that is significant to the fair value measurement as a whole) at the end of each reporting period. The Company periodically reviews its valuation techniques including the adopted methodologies and model calibrations.

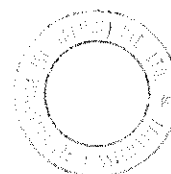
Therefore, the Company applies various techniques to estimate the credit risk associated with its financial instruments measured at fair value, which include a portfolio-based approach that estimates the expected net exposure per counterparty over the full lifetime of the individual assets, in order to reflect the credit risk of the individual counterparties for non-collateralised financial instruments.

The Company evaluates the levelling at each reporting period on an instrument-by-instrument basis and reclassifies instruments, when necessary, based on the facts at the end of the reporting period.

4.9 Operating leases

Accounting policy applicable from 1 April 2019

As described in Note 38.2, the Company has applied Ind AS 116 using the modified retrospective approach and therefore comparative information has not been restated. This means comparative information is still reported under Ind AS 17.



Edelweiss International (Singapore) Pte Limited

Notes to the financial statements for the year ended 31 March 2024

(Currency: Indian rupees)

The Company's accounting policy under Ind AS 116 has not changed from the comparative period. As a lessor the Company classifies its leases as either operating or finance leases. A lease is classified as a finance lease if it transfers substantially all the risks and rewards incidental to ownership of the underlying asset and classified as an operating lease if it does not.

4.10 Earnings per share

Basic earnings per share is computed by dividing the net profit/(loss) after tax attributable to the equity shareholders for the year by the weighted average number of equities shares outstanding for the year.

Diluted earnings per share reflect the potential dilution that could occur if securities or other contracts to issue equity shares were exercised or converted during the year. Diluted earnings per share is computed by dividing the net profit/(loss) after tax attributable to the equity shareholders for the year by weighted average number of equity shares considered for deriving basic earnings per share and weighted average number of equity shares that could have been issued upon conversion of all potential equity shares.

4.11 Foreign currency transactions

The consolidated financial statements are presented in Indian Rupees which is also functional currency of the Parent. Transactions in currencies other than Indian Rupees (i.e. foreign currencies) are recognised at the rates of exchange prevailing at the dates of the transactions. At the end of each reporting period, monetary items denominated in foreign currencies are retranslated at the rates prevailing at that date. Non-monetary items carried at fair value that are denominated in foreign currencies are retranslated at the rates prevailing at the date when the fair value was determined. Non-monetary items that are measured in terms of historical cost in a foreign currency are not retranslated.


Exchange differences on monetary items are recognised in profit or loss in the period in which they arise.

4.12 Retirement and other employee benefit

The accounting policy followed by the company in respect of its employee benefit schemes in accordance with Accounting Standard is set out below:

Gratuity

The employees based out of U.A.E. are eligible for end of service benefits in accordance with the U.A.E Labour Laws. The provision for end of service benefits is done based on current remuneration and periods of service at the end of the reporting period.



Edelweiss International (Singapore) Pte Limited

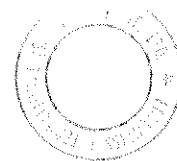
Notes to the financial statements for the year ended 31 March 2024

(Currency: Indian rupees)

Remeasurements, comprising of actuarial gains and losses, the effect of the asset ceiling, excluding amounts included in net interest on the net defined benefit liability and the return on plan assets (excluding amounts included in net interest on the net defined benefit liability), are recognised immediately in the balance sheet with a corresponding debit or credit to retained earnings through OCI in the period in which they occur. Remeasurements are not reclassified to profit or loss in subsequent periods.

Compensated Absences

The eligible employees of the Company are permitted to carry forward certain number of their annual leave entitlement to subsequent years, subject to a ceiling. The Company recognises the charge in the statement of profit and loss and corresponding liability on such non-vesting accumulated leave entitlement based on a valuation by an independent actuary. The cost of providing annual leave benefits is determined using the projected unit credit method.



Edelweiss International (Singapore) Pte Limited

Notes to the financial statements for the year ended 31 March 2024

(Currency: Indian rupees)

4.13 Share-based payment arrangements

Equity-settled share-based payments to employees and others providing similar services that are granted by the ultimate parent Company are measured by reference to the fair value of the equity instruments at the grant date.

The fair value determined at the grant date of the equity-settled share-based payments is expensed over the vesting period, based on the Company's estimate of equity instruments that will eventually vest, with a corresponding increase in equity. At the end of each reporting period, the Company revises its estimate of the number of equity instruments expected to vest. The impact of the revision of the original estimates, if any, is recognised in profit or loss such that the cumulative expense reflects the revised estimate, with a corresponding adjustment to the 'ESOP reserve'. In cases where the share options granted vest in instalments over the vesting period, the Company treats each instalment as a separate grant, because each instalment has a different vesting period, and hence the fair value of each instalment differs.

4.14 Property, plant and equipment and right – of – use assets

Property plant and equipment is stated at cost excluding the costs of day-to-day servicing, less accumulated depreciation, and accumulated impairment in value. Changes in the expected useful life are accounted for by changing the amortization period or methodology, as appropriate, and treated as changes in accounting estimates.

Subsequent costs incurred on an item of property, plant and equipment is recognized in the carrying amount thereof when those costs meet the recognition criteria as mentioned above. Repairs and maintenance are recognized in profit or loss as incurred.



Depreciation is recognized so as to write off the cost of assets (other than freehold land and properties under construction) less their residual values over their useful lives. Depreciation is provided on a straight line basis from the date the asset is ready for its intended use or put to use whichever is earlier. In respect of assets sold, depreciation is provided up to the date of disposal.

The estimated useful lives of the fixed assets are as follows:

Renovation	1 – 2 years (Over the period of lease)
Computer	1 – 3 years
Computer software	3 years
Office equipment	3 years
Furniture and Fixtures	3 years

Right-of-use assets are presented together with property and equipment in the statement of financial position – refer to the accounting policy 4.9. Right-of-use assets are depreciated on a straight-line basis over the lease term.

An item of property, plant and equipment is derecognized upon disposal or when no future economic benefits are expected to arise from the continued use of the asset. The carrying



Edelweiss International (Singapore) Pte Limited

Notes to the financial statements for the year ended 31 March 2024

(Currency: Indian rupees)

amount of those components which have been separately recognized as assets is derecognized at the time of replacement thereof. Any gain or loss arising on the disposal or retirement of an item of property, plant and equipment is determined as the difference between the sales proceeds and the carrying amount of the asset and is recognized in profit or loss.

The residual values, useful lives, and methods of depreciation of property, plant and equipment are reviewed at each financial year end and adjusted prospectively, if appropriate

For transition to Ind AS, the Company has elected to continue with carrying value of all of its property, plant and equipment recognized as of 1 April 2017 (transition date) and use that carrying value as its deemed cost as of the transition date.

4.15 Intangible assets

The Company's intangible assets mainly include the value of computer software. An intangible asset is recognized only when its cost can be measured reliably, and it is probable that the expected future economic benefits that are attributable to it will flow to the Company.

Intangible assets acquired separately are measured on initial recognition at cost. The cost of intangible assets acquired in a business combination is their fair value as at the date of acquisition. Following initial recognition, intangible assets are carried at cost less any accumulated amortization and any accumulated impairment losses. Intangible assets with finite lives are amortized over the useful economic life.

4.16 Impairment of non-financial assets

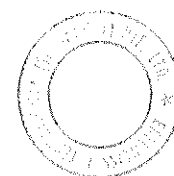
The Company assesses at each balance sheet date whether there is any indication that an asset may be impaired based on internal/external factors. If any such indication exists, the Company estimates the recoverable amount of the asset. If such recoverable amount of the asset or the recoverable amount of cash generating unit which the asset belongs to is less than its carrying amount, the carrying amount is reduced to its recoverable amount. The reduction is treated as an impairment loss and is recognized in the statement of profit and loss. If at the balance sheet date there is an indication that a previously assessed impairment loss no longer exists, the recoverable amount is reassessed, and the asset is reflected at the recoverable amount subject to a maximum of the depreciable historical cost.

4.17 Cash and cash equivalents

Cash and cash equivalent in the balance sheet comprise cash at banks and on hand and short-term deposits with an original maturity of three months or less.

4.18 Provisions and other contingent liabilities

Provisions are recognized when the Company has a present obligation (legal or constructive) as a result of a past event, it is probable that the Company will be required to settle the obligation, and a reliable estimate can be made of the amount of the obligation. If the effect of the time value of money is material, provisions are determined by discounting the expected future cash flows to net present value using an appropriate pre-tax discount rate that reflects



Edelweiss International (Singapore) Pte Limited

Notes to the financial statements for the year ended 31 March 2024

(Currency: Indian rupees)

current market assessments of the time value of money and, where appropriate, the risks specific to the liability.

A present obligation that arises from past events, where it is either not probable that an outflow of resources will be required to settle or a reliable estimate of the amount cannot be made, is disclosed as a contingent liability. Contingent liabilities are also disclosed when there is a possible obligation arising from past events, the existence of which will be confirmed only by the occurrence or non-occurrence of one or more uncertain future events not wholly within the control of the Company. Claims against the Company, where the possibility of any outflow of resources in settlement is remote, are not disclosed as contingent liabilities.



Contingent assets are not recognized in financial statements since this may result in the recognition of income that may never be realized. However, when the realization of income is virtually certain, then the related asset is not a contingent asset and is recognized.

4.19 Income tax expenses

Income tax expense represents the sum of the tax currently payable and deferred tax.

Current tax

The tax currently payable is based on taxable profit for the year. Taxable profit differs from 'profit before tax' as reported in the statement of profit and loss because of items of income or expense that are taxable or deductible in other years and items that are never taxable or deductible. The Company's current tax is calculated using tax rates that have been enacted or substantively enacted by the end of the reporting period.



Edelweiss International (Singapore) Pte Limited

Notes to the financial statements for the year ended 31 March 2024

(Currency: Indian rupees)

Deferred tax

Deferred tax is recognised on temporary differences between the carrying amounts of assets and liabilities in the financial statements and the corresponding tax bases used in the computation of taxable profit. Deferred tax liabilities are generally recognised for all taxable temporary differences. Deferred tax assets are generally recognised for all deductible temporary differences to the extent that it is probable that taxable profits will be available against which those deductible temporary differences can be utilised.

Deferred tax assets are also recognised with respect to carry forward of unused tax losses and unused tax credits to the extent that it is probable that future taxable profit will be available against which the unused tax losses and unused tax credits can be utilised.

It is probable that taxable profit will be available against which a deductible temporary difference, unused tax loss or unused tax credit can be utilised when there are sufficient taxable temporary differences which are expected to reverse in the period of reversal of deductible temporary difference or in periods in which a tax loss can be carried forward or back. When this is not the case, deferred tax asset is recognised to the extent it is probable that:

- the entity will have sufficient taxable profit in the same period as reversal of deductible temporary difference or periods in which a tax loss can be carried forward or back; or
- tax planning opportunities are available that will create taxable profit in appropriate periods.


The carrying amount of deferred tax assets is reviewed at the end of each reporting period and reduced to the extent that it is no longer probable that sufficient taxable profits will be available to allow all or part of the asset to be recovered.

Deferred tax liabilities and assets are measured at the tax rates that are expected to apply in the period in which the liability is settled or the asset realised, based on tax rates (and tax laws) that have been enacted or substantively enacted by the end of the reporting period.

The measurement of deferred tax liabilities and assets reflects the tax consequences that would follow from the manner in which the Company expects, at the end of the reporting period, to recover or settle the carrying amount of its assets and liabilities.

Current and deferred tax for the year

Current and deferred tax are recognised in profit or loss, except when they relate to items that are recognised in other comprehensive income or directly in equity, in which case, the current and deferred tax are also recognised in other comprehensive income or directly in equity respectively.



Edelweiss International (Singapore) Pte Limited

Notes to the financial statements for the year ended 31 March 2024

(Currency: Indian rupees)

4.20 Critical accounting judgements and key sources of estimation uncertainty

In the application of the Company's accounting policies, which are described in note 4, the management is required to make judgements, estimates and assumptions about the carrying amounts of assets and liabilities that are not readily apparent from other sources. The estimates and associated assumptions are based on historical experience and other factors that are considered to be relevant. Actual results may differ from these estimates.

The estimates and underlying assumptions are reviewed on an ongoing basis. Revisions to accounting estimates are recognised in the period in which the estimate is revised if the revision affects only that period, or in the period of the revision and future periods if the revision affects both current and future periods.

5.1 Critical judgements in applying accounting policies.

The following are the critical judgements, apart from those involving estimations, that the management has made in the process of applying the Company's accounting policies and that have the most significant effect on the amounts recognised in the Financial Statements.

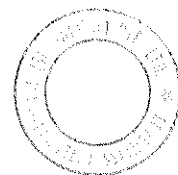
5.1.1. Business model assessment

Classification and measurement of financial assets depends on the results of the SPPI and the business model test. The Company determines the business model at a level that reflects how Groups of financial assets are managed together to achieve a particular business objective. This assessment includes judgement reflecting all relevant evidence including how the performance of the assets is evaluated and their performance is measured, the risks that affect the performance of the assets and how these are managed and how the managers of the assets are compensated.

The Company monitors financial assets measured at amortised cost that are derecognised prior to their maturity to understand the quantum, the reason for their disposal and whether the reasons are consistent with the objective of the business for which the asset was held. Monitoring is part of the Company's continuous assessment of whether the business model for which the remaining financial assets are held continues to be appropriate and if it is not appropriate whether there has been a change in business model and so a prospective change to the classification of those assets.

5.1.2. Determining lease term for lease contracts with renewal and termination option

The Company determines the lease term as the non-cancellable term of the lease, together with any periods covered by an option to extend the lease if it is reasonably certain to be exercised, or any periods covered by an option to terminate the lease, if it is reasonably certain not to be exercised.



Edelweiss International (Singapore) Pte Limited

Notes to the financial statements for the year ended 31 March 2024

(Currency: Indian rupees)

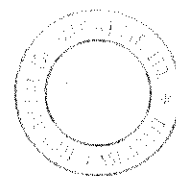

The Company has several lease contracts that include extension and termination options. The Company applies judgement in evaluating whether it is reasonably certain, whether, to exercise the option to renew or terminate the lease. That is, it considers all relevant factors that create an economic incentive for it to exercise either the renewal or termination. After the commencement date, the Company reassesses the lease term if there is a significant event or change in circumstances that is within its control that affects its ability to exercise or not to exercise the option to renew or to terminate (e.g., construction of significant leasehold improvements or significant customisation of the leased asset).

5.2 Key sources of estimation uncertainty

The following are the key assumptions concerning the future, and other key sources of estimation uncertainty at the end of the reporting period that may have a significant risk of causing a material adjustment to the carrying amounts of assets and liabilities within the next financial year, as described below. The Company based its assumptions and estimates on parameters available when the Financial Statements were prepared. Existing circumstances and assumptions about future developments, however, may change due to market changes or circumstances arising that are beyond the control of the Company. Such changes are reflected in the assumptions when they occur.

5.2.1 Fair value of financial instruments

The fair value of financial instruments is the price that would be received to sell an asset or paid to transfer a liability in an orderly transaction in the principal (or most advantageous) market at the measurement date under current market conditions (i.e., an exit price) regardless of whether that price is directly observable or estimated using another valuation technique. When the fair values of financial assets and financial liabilities recorded in the balance sheet cannot be derived from active markets, they are determined using a variety of valuation techniques that include the use of valuation models. The inputs to these models are taken from observable markets where possible, but where this is not feasible, estimation is required in establishing fair values. Judgements and estimates include considerations of liquidity and model inputs related to items such as credit risk (both own and counterparty), funding value adjustments, correlation, and volatility.



Edelweiss International (Singapore) Pte Limited

Notes to the financial statements for the year ended 31 March 2024

(Currency: Indian rupees)

5.2.2 Impairment of financial assets

The measurement of impairment losses across all categories of financial assets requires judgement, in particular, the estimation of the amount and timing of future cash flows and collateral values when determining impairment losses and the assessment of a significant increase in credit risk. These estimates are driven by a number of factors, changes in which can result in different levels of allowances.

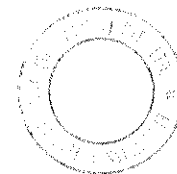

The Company's ECL calculations are outputs of models with a number of underlying assumptions regarding the choice of variable inputs and their interdependencies. Elements of the ECL models that are considered accounting judgements and estimates include:

- Probabilities of defaults (PDs) the calculation of which includes historical data, assumptions and expectations of future conditions.
- The Company's criteria for assessing if there has been a significant increase in credit risk and so allowances for financial assets should be measured on a life-time expected credit loss model basis and the qualitative assessment.
- The segmentation of financial assets when their ECL is assessed on a collective basis.
- Development of ECL models, including the various formulas and the choice of inputs
- Determination of associations between macroeconomic scenarios and, economic inputs, such as unemployment levels and collateral values, and the effect on PDs, exposure at defaults and loss given defaults (LGDs)
- Selection of forward-looking macroeconomic scenarios and their probability weightings, to derive the economic inputs into the ECL models.

It is Company's policy to regularly review its models in the context of actual loss experience and adjust when necessary.

5.2.3 Effective interest rate method

The Company's EIR methodology, as explained in Note 4.3.1.1, recognises interest income / expense using a rate of return that represents the best estimate of a constant rate of return over the expected behavioural life of loans given / taken and recognises the effect of characteristics of the product life cycle. This estimation, by nature, requires an element of judgement regarding the expected behaviour and life cycle of the instruments, as well expected changes fee income/expense that are integral parts of the instrument.



Edelweiss International (Singapore) Pte Limited

Notes to the financial statements for the year ended 31 March 2024


(Currency: Indian rupees)

5.2.4 Accounting for deferred taxes

Deferred tax assets are recognised for unused tax losses to the extent that it is probable that taxable profit will be available against which the losses can be utilised. Significant management judgement is required to determine the amount of deferred tax assets that can be recognised, based upon the likely timing and the level of future taxable profits together with future tax planning strategies.

5.2.5 Estimating the incremental borrowing rate.

The Company cannot readily determine the interest rate implicit in the lease, therefore, it uses its incremental borrowing rate ('IBR') to measure lease liabilities. Incremental borrowing rate is the rate of interest that the Company would have to pay to borrow over a similar term, and with a similar security, the funds necessary to obtain an asset of a similar value to the right-of-use asset in a similar economic environment.



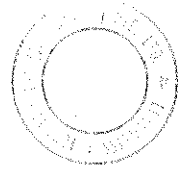

Edelweiss International (Singapore) Pte Limited

Notes to the financial statements *(Continued)*

(Currency : Indian rupees)

6 Cash and cash equivalents

Particulars	As at	As at
	31 March 2024	31 March 2023
Balances with banks - in current accounts	12,98,46,283	35,22,53,090
	12,98,46,283	35,22,53,090



Edelweiss International (Singapore) Pte Limited

Notes to the financial statements (continued)

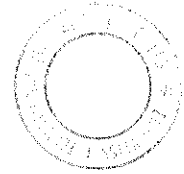
(Currency : Indian rupees)

7. Derivative Financial Instruments

The table below shows the fair values of derivative financial instruments recorded as assets or liabilities together with their notional amounts.

Particulars	31 March 2024					
	Notional		Fair value of asset	Notional		Fair value of liability
	Unit	Notional amount		Unit	Notional amount	
(i) Currency derivatives						
-Currency Futures	Number of contracts	18,39,314	17,44,37,013	Number of contracts	-	-
-Options purchased	Number of units	9,40,00,000	5,19,25,430	-	-	-
-Options sold (written)	-	-	-	Number of units	9,15,00,000	4,27,97,919
Less: amounts offset (refer offsetting disclosure) note 8a			(17,44,37,013)			(4,27,97,919)
Subtotal (i)			5,19,25,430			-
(ii) Index linked derivatives						
-Index Futures	Number of units	-	-	Number of units	31,000	1,45,564
-Options purchased	Number of units	75,07,800	36,82,923	-	-	-
-Options sold (written)	-	-	-	Number of units	8,500	16,24,287
Less: amounts offset (refer offsetting disclosure) note 8a			-			(17,69,851)
Subtotal (ii) note 8a			36,82,923			-
(iii) Other derivatives						
- Interest Rate Swaps	Number of contracts	-	-	Number of contracts	3,15,99,00,000	15,40,236
Less: amounts offset (refer offsetting disclosure) note 8a	-	-	-	-	-	(15,40,236)
Subtotal (iii)			-			-
Total Derivative Financial Instruments (i+ii+iii)			5,56,08,353			-

Particulars	31 March 2023					
	Notional		Fair value of asset	Notional		Fair value of liability
	Unit	Notional amount		Unit	Notional amount	
(i) Currency derivatives						
-Spot and forwards		-	-	Number of units	73,82,069	48,54,15,998
-Options purchased	Number of units	11,14,01,000	5,64,84,884	Number of units	11,80,75,000	4,80,30,735
-Options sold (written)	-	-	-	-	-	-
Less: amounts offset (refer offsetting disclosure) note 8a			-			(53,34,46,733)
Subtotal (i)			5,64,84,884			-
(ii) Index linked derivatives						
-Index Futures	Number of units	1,149	2,08,23,489	-	-	-
-Options purchased	Number of units	5,92,57,100	65,55,553	-	-	-
-Options sold (written)	-	-	-	Number of units	5,35,13,400	88,94,461
Less: amounts offset (refer offsetting disclosure) note 8a			(2,08,23,489)			(88,94,461)
Subtotal (ii)			65,55,553			-
Total Derivative Financial Instruments (i+ii)			6,30,40,437			-



Edelweiss International (Singapore) Pte Limited

Notes to the financial statements (continued)

(Currency : Indian rupees)

7a. Offsetting

Financial assets subject to offsetting, netting arrangements

At 31 March 2024		Offsetting recognised in balance sheet		Net asset recognised in balance sheet
Particulars	Gross asset before offset	Amount Offset*		
Derivative financial assets	23,00,45,366	17,44,37,013		5,56,08,353

* As at the reporting date 31-March-2024, the amount of cash margin received that has been offset against the gross derivative assets is Rs. 17,44,37,013.

At 31 March 2023		Offsetting recognised in balance sheet		balance sheet
Particulars	Gross asset before offset	Amount Offset*		
Derivative financial assets	8,38,63,926	2,08,23,489		6,30,40,437

* As at the reporting date 31-March-2023, the amount of cash margin received that has been offset against the gross derivative assets is Rs. 2,08,23,489.

Financial liabilities subject to offsetting, netting arrangements

At 31 March 2024		Offsetting recognised in balance sheet		Net liability recognised in balance sheet
Particulars	Gross liability before offset	Amount Offset*		
Derivative financial liabilities	4,61,08,006	4,61,08,006		-

* As at the reporting date 31-March-2024, the amount of cash margin received that has been offset against the gross derivative liability is Rs. 4,61,08,006.

At 31 March 2023		Offsetting recognised in balance sheet		Net liability recognised in balance sheet
Particulars	Gross liability before offset	Amount Offset*		
Derivative financial liabilities	54,23,41,194	54,23,41,194		-

* As at the reporting date 31-March-2023, the amount of cash margin received that has been offset against the gross derivative liability is Rs. 54,23,41,194.



Edelweiss International (Singapore) Pte Limited

Notes to the financial statements (Continued)

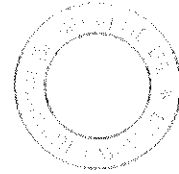

(Currency : Indian rupees)

8. Loans

Particulars	At Amortised Cost	
	As at 31 March 2024	As at 31 March 2023
Unsecured loans		
Loans Repayable on Demand - Related Parties		
EC International Limited	-	17,76,97,058
Total (A) gross	-	17,76,97,058
Less: Impairment loss allowance	-	2,50,574
Total (A) net	-	17,74,46,484
(ii). Loans outside India	-	17,76,97,058
Less: Impairment loss allowance	-	2,50,574
Total (B) net	-	17,74,46,484

Loan to EC International Limited is unsecured and repayable on demand. It bears a fixed interest rate. Outstanding amount is Nil (Previous year Rs, 17,74,46,484).

The Company had written off the loan provided one of its group company, EC International Limited ('ECIL') in previous quarter ended 30 September 2023 after receiving waiver request from ECIL. During the FY 23-24 Principal Loan Balance waived off of Rs,15,16,72,975/-.



Edelweiss International (Singapore) Pte Limited**Notes to the financial statements (Continued)**

(Currency : Indian rupees)

9 Other financial assets


Particulars	As at 31 March 2024	As at 31 March 2023
(Unsecured ,Considered good)		
Security Deposits	2,20,889	2,17,655
Rental deposits	41,27,489	40,67,054
Margin placed with broker	1,66,64,43,013	2,02,86,39,231
Total	1,67,07,91,391	2,03,29,23,940

10 Current tax assets (net)

Particulars	As at 31 March 2024	As at 31 March 2023
Advance income taxes	-	45,53,331
Total	-	45,53,331

11 Deferred tax Assets

Particulars	As at 31 March 2024	As at 31 March 2023
Property, Plant and Equipment and Intangible assets	55,797	-
Others	18,66,286	-
Total	19,22,083	-



Edelweiss International (Singapore) Pte Limited

Notes to the Financial statements (Continued)

(Currency: Indian rupees)

11.a. Property, Plant and Equipment

Description of Assets	Gross Block				Depreciation				Net Block		
	As at 1 April 2023	Additions	Deletion	Deductions/ Adjustments	As at 31 March 2024	As at 1 April 2023	Change For the year	Deletion	Deductions/ Adjustments	As at 31 March 2024	As at 31 March 2024
Office equipment	29,21,868	-	92,515	42,892	28,71,942	29,21,861	-	92,515	42,888	28,71,931	-
Leasehold improvements	11,88,430	-	-	56,295	11,32,135	15,18,889	12,75,216	-	11,267	28,25,372	10,19,591
Computers	2,35,39,521	17,29,912	19,60,358	3,19,912	2,06,79,186	2,15,88,530	8,13,814	19,60,353	603,478	1,87,44,492	19,14,604
Furniture and fixtures	7,85,671	39,196	21,995	11,980	8,14,852	5,90,473	1,12,718	21,995	9,182	6,90,498	1,24,254
Total	3,06,35,430	18,19,109	40,74,869	4,31,075	2,82,10,745	2,66,19,462	22,00,788	40,74,869	3,67,015	2,51,32,396	30,78,319

Description of assets	Gross block				Depreciation				Net Block		
	As at 1 April 2022	Additions	Deletion	Deductions/ Adjustments	As at 31 March 2023	As at 1 April 2022	Change For the year	Deletion	Deductions/ Adjustments	As at 31 March 2023	As at 31 March 2023
Office equipment	66,18,997	-	42,56,067	5,58,638	29,21,402	66,18,990	-	42,56,067	5,58,638	29,21,561	-
Leasehold improvements	1,88,88,564	-	1,66,94,275	15,94,181	37,98,470	1,56,31,057	12,22,677	1,66,94,275	13,59,430	15,18,989	27,69,581
Computers	1,99,47,996	8,53,702	-	17,28,923	2,25,39,221	1,91,99,011	7,53,218	-	10,70,310	2,15,88,539	9,51,187
Furniture and fixtures	45,37,722	-	41,29,671	1,82,570	7,85,671	42,56,232	1,01,420	41,29,671	7,63,392	5,90,471	1,95,198
Total	4,99,97,419	8,53,702	2,50,80,013	42,64,312	3,09,15,430	4,57,05,290	20,77,315	2,50,80,013	19,16,820	2,66,19,462	34,15,961

11.b. Other Intangible assets

Description of Assets	Gross block				Depreciation				Net Block	
	As at 1 April 2023	Deductions/ Adjustments	Deletion	As at 31 March 2024	As at 1 April 2023	Change For the year	Deductions/ Adjustments	Deletion	As at 31 March 2024	As at 31 March 2024
Software	34,05,853	19,785	19,04,964	15,40,674	34,05,727	-	19,785	19,04,964	15,40,548	126
Total	34,05,853	19,785	19,04,964	15,40,674	34,05,727	-	19,785	19,04,964	15,40,548	126

Description of assets	Gross block				Depreciation				Net Block	
	As at 1 April 2022	Deductions/ Adjustments	Deletion	As at 31 March 2023	As at 1 April 2022	For the year	Deductions/ Adjustments	Deletion	As at 31 March 2023	As at 31 March 2023
Software	31,40,774	2,65,079	-	34,05,853	31,40,658	-	2,65,069	-	34,05,727	126
Total	31,40,774	2,65,079	-	34,05,853	31,40,658	-	2,65,069	-	34,05,727	126

11.c. Right to use (ROU) assets

Description of Assets	Gross Block				Depreciation				Net Block		
	As at 1 April 2023	Additions	Deletion	Deductions/ Adjustments	As at 31 March 2024	As at 1 April 2023	Change For the year	Deletion	Deductions/ Adjustments	As at 31 March 2024	As at 31 March 2024
ROU Asset	11,40,81,588	28,60,448	-	(7,18,56,575)	4,50,85,452	8,90,77,678	1,58,31,935	-	(7,22,95,576)	3,26,14,036	1,24,71,316
Total	11,40,81,588	28,60,448	-	(7,18,56,575)	4,50,85,452	8,90,77,678	1,58,31,935	-	(7,22,95,576)	3,26,14,036	1,24,71,316

Description of Assets	Gross block				Depreciation				Net Block		
	As at 1 April 2022	Additions	Deletion	Deductions/ Adjustments	As at 31 March 2023	As at 1 April 2022	Change For the year	Deletion	Deductions/ Adjustments	As at 31 March 2023	As at 31 March 2023
ROU Asset	10,29,03,388	28,23,866	-	83,54,334	11,40,81,588	6,80,25,063	1,52,92,832	-	57,09,842	8,90,77,678	5,90,03,916
Total	10,29,03,388	28,23,866	-	83,54,334	11,40,81,588	6,80,25,063	1,52,92,832	-	57,09,842	8,90,77,678	5,90,03,916




Edelweiss International (Singapore) Pte Limited

Notes to the financial statements (Continued)

(Currency : Indian rupees)

13 Other non-financial assets

Particulars	As at	
	31 March 2024	31 March 2023
(Unsecured Considered good, unless stated otherwise)		
Input tax credit	14,54,919	53,44,156
Prepaid expenses	16,78,595	14,37,301
Vendor Advances	6,41,436	5,22,883
Total	37,74,950	73,04,340



Edelweiss International (Singapore) Pte Limited

Notes to the financial statements (Continued)

(Currency: Indian rupees)

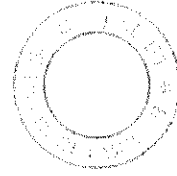
	As at 31 March 2024	As at 31 March 2023
14 Trade Payables		
Trade payables from non-related parties	37,68,932	37,24,255
Trade payables from related parties	20,14,283	35,30,067
Edelweiss Rural & Corporate Services Limited	20,14,283	35,30,067
Trade payables from related parties	20,14,283	35,30,067
	<u>57,22,315</u>	<u>72,54,322</u>

Trade Payable Aging:-

As at 31st March 2024	Outstanding for following periods from due date of payment				Total
	Less than 1 Year	1-2 Years	2-3 years	More than 3 years	
Particulars					
Others	57,22,315	-	-	-	57,22,315
Total	57,22,315	-	-	-	57,22,315

As at 31st March 2023	Outstanding for following periods from due date of payment				Total
	Less than 1 Year	1-2 Years	2-3 years	More than 3 years	
Particulars					
Others	72,54,322	-	-	-	72,54,322
Total	72,54,322	-	-	-	72,54,322

Unbilled amount due of March 2024 is Rs 16,15,124 (March 2023- Rs 35,61,827)



Edelweiss International (Singapore) Pte Limited

Notes to the financial statements (Continued)

(Currency : Indian rupees)


15 Borrowings (other than debt securities)

Particulars	At Amortised cost	
	As at 31 March 2024	As at 31 March 2023
Unsecured		
Loans from related parties		
Edelweiss Alternative Asset Advisors Pte. Ltd.	-	15,36,74,379
Total	-	15,36,74,379
Borrowings in India	-	15,36,74,379
Total	-	15,36,74,379

Loans from related parties

Loan from Edelweiss Alternative Asset Advisors Pte. Ltd. is unsecured and repayable on demand. It

bears fixed interest. Loan fully repaid during the FY 23-24 (Previous year Rs. 15,36,74,379).



Edelweiss International (Singapore) Pte Limited

Notes to the financial statements (Continued)

(Currency: Indian Rupees)

16 Lease liabilities (Ind AS 116)

Particulars	As at 31 March 2024	As at 31 March 2023
Lease liabilities	1,40,50,951	2,71,03,177
Total	1,40,50,951	2,71,03,177

17 Other financial liabilities (at amortised cost unless otherwise specified)

Particulars	As at 31 March 2024	As at 31 March 2023
Other payables	3,532	1,21,354
Accrued salaries and benefits	70,81,405	2,93,00,064
Total	70,84,937	2,94,21,418

18 Current tax liabilities (net)

Particulars	As at 31 March 2024	As at 31 March 2023
Provision for taxation	2,88,33,994	-
Total	2,88,33,994	-

19 Provisions


Particulars	As at 31 March 2024	As at 31 March 2023
<i>Long and Short -term provisions:</i>		
Provision for employee benefits		
Gratuity	7,08,496	15,44,069
Compensated leave absences	14,08,821	19,20,371
Total	21,17,317	34,64,440

20 Deferred tax liabilities

Particulars	As at 31 March 2024	As at 31 March 2023
Property, Plant and Equipment and Intangible assets	-	6,03,117
Others	-	5,11,609
Total	-	11,14,726

21 Other non-financial liabilities

Particulars	As at 31 March 2024	As at 31 March 2023
Withholding taxes and other taxes payable	5,50,034	44,31,711
Total	5,50,034	44,31,711



Edelweiss International (Singapore) Pte Limited

Notes to the financial statements (Continued)

(Currency : Indian rupees)

	As at 31 March 2024	As at 31 March 2023
22 Equity Share capital		
a) Issued, Subscribed and Paid up:		
27,390,661 (Previous year: 34,238,326) ordinary shares of SGD 1 each, fully paid-up	1,32,05,16,800	1,65,06,46,000
	<u>1,32,05,16,800</u>	<u>1,65,06,46,000</u>

(The entire share capital is held by Edel Investments Limited, the holding company, which in turn is a wholly owned subsidiary of Ecap Securities and Investments Limited.)

	31 March 2024		31 March 2023	
	No of shares	Amount	No of shares	Amount
Outstanding at the beginning of the year	3,42,38,326	1,65,06,46,000	4,27,97,907	2,06,33,07,500
Shares buy-back during the year	<u>(68,47,665)</u>	<u>(33,01,29,200)</u>	<u>(85,59,581)</u>	<u>(41,26,61,500)</u>
Outstanding at the end of the year	<u>2,73,90,661</u>	<u>1,32,05,16,800</u>	<u>3,42,38,326</u>	<u>1,65,06,46,000</u>

c) Terms/rights attached to equity shares :

The Company has only one class of ordinary shares having a par value of SGD 1. Each holder of ordinary shares is entitled to one vote per share held. The Company declares and pays dividend in SGD. In the event of liquidation of the Company, the holders of ordinary shares will be entitled to receive remaining assets of the Company, after distribution of all preferential amounts.

d) Details of Shares held by Promoters/ holding/ultimate holding company and/or their subsidiaries/

	As at March 31, 2024		As at March 31, 2023		% Change during the year
	No of shares	%	No of shares	%	
Edel Investments Limited	2,73,90,661	100.00%	3,42,38,226	100.00%	0.00%
	<u>2,73,90,661</u>	<u>100.00%</u>	<u>3,42,38,226</u>	<u>100.00%</u>	<u>0.00%</u>


e) Details of Shares held by Shareholder's holding more than 5% of the aggregate shares in the company

	As at March 31, 2024		31 March 2023	
	No of shares	%	No of shares	%
Edel Investments Limited	2,73,90,661	100%	3,42,38,226	100%
	<u>2,73,90,661</u>	<u>100%</u>	<u>3,42,38,226</u>	<u>100%</u>

f) Buy Back of Equity Shares

a) During the Financial Year 2023-24 the Board of Directors at its meeting held on October 09, 2023, approved a proposal to buy-back upto 20% of the total paid up equity share capital. The shareholders approved the same on October 09, 2023, by an Extraordinary General Meeting.

b) During the Financial Year 2022-23 the Board of Directors at its meeting held on March 08, 2023, approved a proposal to buy-back upto 20% of the total paid up equity share capital. The shareholders approved the same on March 08, 2023, by an Extraordinary General Meeting.



Edelweiss International (Singapore) Pte Limited

Notes to the financial statements (Continued)

(Currency : Indian rupees)

	As at 31 March 2024	As at 31 March 2023
23 Other Equity		
Stock options reserve	6,15,000	6,15,000
Foreign Exchange Translation Reserves	33,49,33,384	38,16,57,091
Other Comprehensive Income	16,30,68,219	40,65,59,354
	<u>49,86,16,603</u>	<u>78,88,31,445</u>

Nature and purpose of reserve

1. Retained earnings

Retained earnings comprises of the Group's undistributed earnings after taxes.

2. Share option reserve


The share option reserve comprises the cumulative value of employee services received for the issue of the options under the share plans of the ultimate holding company.

3. Debt instruments through Other Comprehensive Income

The Company recognises changes in the fair value of debt instruments held with business objective of collect and sell in other comprehensive income. These changes are

4. Foreign Exchange Translation Reserve

The functional currency of the Company is United states Dollars. These financial statements are prepared and presented in INR which is the functional currency of the Ultimate Parent Entity, for the purposes of consolidation. Foreign Exchange Translation reserve represents the exchange difference arising on translation difference arising on conversion of financial statements from functional currency to the presentation currency.



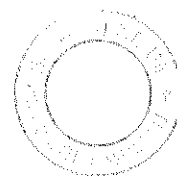
Edelweiss International (Singapore) Pte Limited

Notes to the financial statements (Continued)

(Currency : Indian rupees)

24. Interest income

Particulars	For the year ended 31 March 2024			For the year ended 31 March 2023		
	On Financial Assets measured at fair value through OCI	On Financial Assets measured at Amortised Cost	Total	On Financial Assets measured at fair value through OCI	On Financial Assets measured at Amortised Cost	Total
Interest on loans given	-	28,05,724	28,05,724	-	1,04,72,178	1,04,72,178
Interest income from investments	-	-	-	3,14,208	-	3,14,208
Other interest income	-	8,29,37,253	8,29,37,253	-	5,45,32,534	5,45,32,534
Total	-	8,57,42,977	8,57,42,977	3,14,208	6,50,04,712	6,53,18,920



Edelweiss International (Singapore) Pte Limited

Notes to the financial statements (Continued)

(Currency : Indian rupees)

25 Dividend Income


Particulars	For the year ended 31 March 2024	For the year ended 31 March 2023
Dividend Income	1,661	1,04,45,362
Total	1,661	1,04,45,362

26 Net gain on fair value changes

Particulars	For the year ended 31 March 2024	For the year ended 31 March 2023
Net gain/(loss) on financial instruments at fair value through profit or loss		
A. On trading portfolio		
Equity Instruments at FVTPL	(40,75,157)	2,29,74,134
Derivative gain / (loss) financial instruments at FVPTL	12,61,35,083	54,48,40,694
B. Others		
Gain/(loss) on sale of debt FVOCI instruments	-	30,149
Total Net gain/(loss) on fair value changes (A+B)	12,20,59,926	56,78,44,977
C. Fair Value changes:		
Realised gain/(loss)	(52,85,62,116)	1,13,94,29,631
Unrealised gain/(loss)	65,06,22,042	(57,15,84,654)
Total Net gain/(loss) on fair value changes	12,20,59,926	56,78,44,977

27 Other income

Particulars	For the year ended 31 March 2024	For the year ended 31 March 2023
Foreign exchange gain (Utilisation for Buy back)	8,14,47,154	9,92,91,920
Miscellaneous income	1,24,65,279	1,24,59,717
Profit on sale of fixed assets (net)	64,495	-
Total	9,39,76,928	11,17,51,637



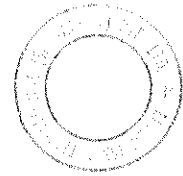
Edelweiss International (Singapore) Pte Limited

Notes to the financial statements (Continued)

(Currency : Indian rupees)

28. Finance costs

Particulars	For the year ended 31 March 2024	For the year ended 31 March 2023
On financial liabilities measured at amortised cost		
Borrowings (other than debt securities)	33,39,776	96,35,117
Interest expense - margin with brokers	23,42,117	42,06,285
Interest expense - lease liability	26,18,192	41,64,267
Interest expense - others	14,45,857	17,56,180
Total	97,45,942	1,97,61,849



Edelweiss International (Singapore) Pte Limited

Notes to the financial statements (Continued)

(Currency : Indian rupees)

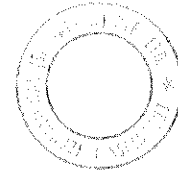
29 Impairment on financial instruments

Particulars	For the year ended 31 March 2024	For the year ended 31 March 2023
Bad- debts and advances written off	15,16,72,975	-
Provision for non performing assets	(2,53,189)	26,630
Total	15,14,19,786	26,630

30 Employee benefit expenses

Particulars	For the year ended 31 March 2024	For the year ended 31 March 2023
Salaries wages and bonus	9,21,29,610	7,34,11,387
Contribution to provident and other funds	23,53,592	24,88,167
Expense on Employee Stock Option Scheme (ESOP)	41,147	33,127
Staff welfare expenses	24,19,028	26,44,857
Total	9,69,43,377	7,85,77,538

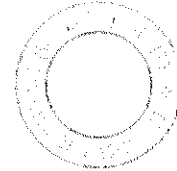
The Ultimate Holding Company (Edelweiss Financial Services Limited ("EFSL")) has Employee Stock Option Plans in force. Based on such ESOP schemes, parent entity has granted an ESOP option to acquire equity shares of EFSL that would vest in a graded manner to company's employees. Based on group policy / arrangement, EFSL has charged the fair value of such stock options, Company has accepted such cross charge and recognised the same under the employee cost.



Edelweiss International (Singapore) Pte Limited**Notes to the financial statements (Continued)**

(Currency : Indian rupees)

	For the year ended 31 March 2024	For the year ended 31 March 2023
31 Other expenses		
Auditors' remuneration (refer note below)	27,86,486	19,88,819
Commission and brokerage	4,23,63,318	11,14,72,243
Communication	15,44,605	16,46,002
Computer expenses	19,67,173	20,59,669
Electricity charges	3,06,492	2,64,474
Foreign exchange loss (net)	21,14,728	18,58,345
Insurance	85,306	83,382
Legal and professional fees	2,94,24,412	2,25,75,917
Membership and subscription	7,76,768	8,91,117
Office expenses	9,87,096	5,25,924
Postage and courier	1,84,327	1,51,430
Printing and stationery	-	2,016
Rates and taxes	23,12,814	53,20,198
Rent	2,18,901	1,84,544
Repairs and maintenance	5,12,855	7,49,739
ROC Expenses	-	-
Market data services	1,97,24,876	2,54,03,451
Travelling and conveyance	21,75,650	10,36,293
	10,74,85,807	17,62,13,563
Auditors' remuneration:		
As Auditors		
Statutory audit	27,86,486	19,88,819
	27,86,486	19,88,819



Edelweiss International (Singapore) Pte Limited

Notes to the financial statements (Continued)

(Currency : Indian rupees)

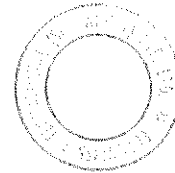

32. Income tax disclosures

The components of income tax expense for the years ended 31 March 2024 and 31 March 2023 are:

Particulars	For the year ended 31 March 2024	For the year ended 31 March 2023
Deferred tax relating to origination and reversal of temporary differences	(30,45,489)	5,43,672
Total tax charge	(30,45,489)	5,43,672
Deferred tax	(30,45,489)	5,43,672

33.1 Reconciliation of the total tax charge

Particulars	For the year ended 31 March 2024	For the year ended 31 March 2023
Accounting profit/(loss) before tax on the above financial statements	(8,18,46,142)	46,34,11,169
Tax rate (in percentage)	17%	17%
Income tax expense calculated based on this tax rate	(1,39,13,844)	7,87,79,899
Effect of non-deductible expenses:		
Impairment of loan balances and Provision for non performing assets	44,10,908	(2,95,765)
Effect of utilisation of tax losses on which deferred tax asset earlier not recognised OR deferred tax assets on losses earlier recognised now considered not recoverable	(20,99,034)	(6,04,64,095)
Others	85,56,482	(1,74,76,366)
Tax expense reported in statement of profit and loss	(30,45,489)	5,43,672



Edelweiss International (Singapore) Pte Limited

Notes to the financial statements (Continued)

(Currency : Indian rupees)

32. Income tax disclosures (continued)

32.2 Deferred tax


The following table shows deferred tax recorded in the balance sheet and changes recorded in the Income tax expense:

Particulars	As at 1 April 2023	Movement for the year (2023-24)			As at 31 March 2024
		Recognised in profit or loss	Others (foreign exchange movement)	Total movement	
Deferred taxes in relation to:					
Property, Plant and Equipment	(6,03,117)	55,797	(6,357)	49,440	(5,53,677)
Disallowances under section 15 of Singapore Tax Act	(5,11,609)	29,89,692	(2,323)	29,87,369	24,75,760
Total	(11,14,726)	30,45,489	(8,680)	30,36,809	19,22,083

Particulars	As at 1 April 2022	Movement for the year (2022-23)			As at 31 March 2023
		Recognised in profit or loss	Others (foreign exchange movement)	Total movement	
Deferred taxes in relation to:					
Property, Plant and Equipment	(3,52,311)	(2,09,397)	(41,409)	(2,50,806)	(6,03,117)
Disallowances under section 15 of Singapore Tax Act	(1,65,723)	(3,34,276)	(11,610)	(3,45,886)	(5,11,609)
Total	(5,18,034)	(5,43,672)	(53,020)	(5,96,692)	(11,14,726)

32.3 Details of temporary differences and unused tax losses where deferred tax assets have been recognised in the balance sheet

Financial year to which the loss relates to	Unused tax losses			
	As at 31 March 2024		As at 31 March 2023	
	Amount	Expiry year - financial year	Amount	Expiry year - financial year
FY 2023-24	(1,23,47,261)	No Expiry period	-	-



Edelweiss International (Singapore) Pte Limited

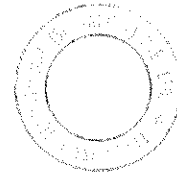

Notes to the financial statements (Continued)

(Currency : Indian rupees)

33. Earnings per share

In Accordance with IndAS 33, "Earnings per share" prescribed by companies (Accounts) Rules 2015, the computation of earnings per share is set out below

Particulars	For the year ended 31 March 2024	For the year ended 31 March 2023
a) Net profit/ (loss) attributable to ordinary shareholders (as per Statement of profit and loss)	(10,76,28,764)	46,28,67,497
- Number of shares at the beginning of the year	3,42,38,326	4,27,97,907
Number of Shares buy-back during the year	(68,47,665)	(85,59,581)
Total number of ordinary shares outstanding at the end of the year	2,73,90,661	3,42,38,326
Weighted average number of ordinary shares outstanding during the year (based on the date of issue of shares)	3,10,20,298	4,23,75,791
b) Basic and diluted earnings per share (in rupees) (a/b)	(3.47)	10.92



Edelweiss International (Singapore) Pte Limited

Notes to the financial statements (Continued)

(Currency: Indian rupees)

34 Segment Information

The Company's business is organised and Management reviews the performance based on the business segments mentioned below

Segment	Activities Covered
Capital based	Income from investment and dividend income
Treasury Based	Income from treasury operation

Income for each segment has been specifically identified. Expenditure, assets and liabilities are either specifically identifiable with individual segments or have been allocated to segments on a systematic basis

Based on such allocations, segment disclosures relating to revenue, results, assets and liabilities have been prepared

Particulars	(' in Rupees)	
	Year ended	
	31 March 2024 (Audited)	31 March 2023 (Audited)
1 Segment revenue [Total income]		
Capital Business	28,05,724	1,04,74,277
Treasury Business	29,89,75,768	74,48,86,619
Total income	30,17,81,492	75,53,60,896
2 Segment results [Profit / (Loss) before tax]		
Capital Business	(15,06,72,928)	79,82,869
Treasury Business	6,88,26,786	45,54,28,300
Profit / (Loss) before tax	(8,18,46,142)	46,34,11,169
Less:		
Tax	2,57,82,622	5,43,672
Total Profit After tax	(10,76,28,764)	46,28,67,497
3 Segment Assets		
Capital Business	-	17,75,47,989
Treasury Business	1,87,74,92,951	2,47,84,96,143
Unallocated	-	98,97,487
Total assets	1,87,74,92,951	2,66,59,41,619
4 Segment Liabilities		
Capital Business	3,88,839	27,00,049
Treasury Business	5,79,70,709	22,26,49,398
Unallocated	-	11,14,726
Total liabilities	5,83,59,548	22,64,64,173
5 Capital employed [Segment assets - Segment liabilities]		
Capital Business	(3,88,839)	17,48,47,940
Treasury Business	1,81,95,22,242	2,25,58,46,745
Unallocated	-	87,82,761
Total capital employed	1,81,91,33,403	2,43,94,77,446
6 Depreciation, Amortisation and Impairment		
Capital Business	-	2,82,335
Treasury Business	1,80,32,722	1,70,87,812
Total	1,80,32,722	1,73,70,147
7 Significant Non-cash expenses other than depreciation, amortisation and impairment		
Capital Business	(2,53,189)	2,28,239
Treasury Business	2,16,99,015	1,38,13,741
Total	2,14,45,826	1,40,41,980



Edelweiss International (Singapore) Pte Limited

Notes to the financial statements (Continued)

(Currency: Indian rupees)

35. Retirement benefit plan

a) Defined contribution plan (Provident fund):

Amount of INR 23,53,592 (Previous year: INR 24,88,167) is recognised as expenses and included in "Employee benefit expense" note 30 in the statement of profit and loss.

b) Defined benefit plan (Gratuity):

The following tables summarise the components of the net benefit expenses recognised in the statement of profit and loss and the funded and unfunded status and amount recognised in the balance sheet for the gratuity benefit plan.

Statement of profit and loss

Expenses recognised in the Statement of Profit and Loss:

Particulars	For the year ended 31 March 2024	For the year ended 31 March 2023
Current service cost	2,27,000	3,80,000
Interest on defined benefit obligation	1,13,000	1,34,000
Exchange rate adjustment	23,000	1,75,000
Total included in 'Employee benefits expense'	3,63,000	6,89,000

Movement in Other Comprehensive Income:

Particulars	For the year ended 31 March 2024	For the year ended 31 March 2023
Balance at start of year (Loss)/ Gain	7,72,000	16,00,000
a. Actuarial (Loss)/ Gain from changes in financial assumptions	-	1,12,000
b. Actuarial (Loss)/ Gain from experience over the past year	68,000	(9,40,000)
c. Actuarial (Loss)/ Gain from changes in demographic assumptions	-	-
Balance at end of year (Loss)/ Gain	8,40,000	7,72,000

Balance sheet

Reconciliation of defined benefit obligation (DBO) :


Particulars	For the year ended 31 March 2024	For the year ended 31 March 2023
Present value of DBO at the beginning of the year	15,44,069	21,52,580
Interest cost	1,13,000	1,34,000
Current service cost	2,27,000	3,80,000
Benefits paid	(11,35,000)	(21,25,511)
Actuarial (gain)/loss	(68,000)	8,28,000
Exchange Rate Adjustment	23,000	1,75,000
Present value of DBO at the end of the year	7,04,069	15,44,069

36. Retirement benefit plan (continued)

Balance sheet

Reconciliation of fair value of plan assets:

Particulars	For the year ended 31 March 2024	For the year ended 31 March 2023
Fair value of plan assets at the beginning of the year		
Contributions by Employer	11,35,000	21,25,511
Benefits paid	(11,35,000)	(21,25,511)
Fair value of plan assets at the end of the year	-	-



Edelweiss International (Singapore) Pte Limited

Notes to the financial statements (Continued)

(Currency : Indian rupees)

35. Retirement benefit plan (continued)

Net asset / (liability) recognised in the balance sheet:

Particulars	For the year ended 31 March 2024	For the year ended 31 March 2023
Present Value of DBO	7,04,069	15,44,069
Liability/ (Asset) recognised in the Balance Sheet	7,04,069	15,44,069
Funded Status [Surplus/ (Deficit)]	(7,04,069)	(15,44,069)
Net (Liability)/ Asset recognised in the Balance Sheet	(7,04,069)	(15,44,069)
Of Which, Short term Liability	45,000	2,24,000
Experience Adjustment on Plan Liabilities: (Gain)/ Loss	(68,000)	9,40,000

Principal actuarial assumptions at the balance sheet date:

Particulars	For the year ended 31 March 2024	For the year ended 31 March 2023
Discount rate	7.00%	7.10%
Salary escalation	7.00%	7.00%
Interest rate on net DBO/ (Asset)	7.10%	5.90%
Employees attrition rate	16%	16%
Mortality Rate	IALM 2012-14 (Ultimate)	IALM 2012-14 (Ultimate)

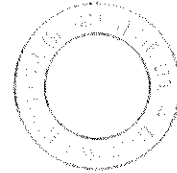

Percentage Break-down of Total Plan Assets		
Investment Funds with Insurance Company	0%	0%

Sensitivity Analysis for 2024:

Assumptions	Discount rate		Future salary increases	
	1% increase	1% decrease	1% increase	1% decrease
Sensitivity Level				
Impact on defined benefit obligation	(45,000)	45,000	45,000	(45,000)

Sensitivity Analysis for 2023:

Assumptions	Discount rate		Future salary increases	
	1% increase	1% decrease	1% increase	1% decrease
Sensitivity Level				
Impact on defined benefit obligation	(90,000)	90,000	(90,000)	90,000



Edelweiss International (Singapore) Pte Limited

Notes to the financial statements (Continued)



(Currency : Indian rupees)

36. Maturity analysis of assets and liabilities

The table below shows an analysis of assets and liabilities analysed according to when they are expected to be recovered or settled. Derivatives have been classified to mature and/or be repaid within 12 months, regardless of the actual contractual maturities of the products

Particulars	As at 31 March 2024			As at 31 March 2023		
	Within 12 months	After 12 months	Total	Within 12 months	After 12 months	Total
Financial assets						
Cash and cash equivalents	12,98,46,283	-	12,98,46,283	35,22,53,090	-	35,22,53,090
Derivative financial instruments	5,56,08,353	-	5,56,08,353	6,30,40,437	-	6,30,40,437
Loans	-	-	-	17,74,46,484	-	17,74,46,484
Other financial assets	1,67,05,70,502	2,20,889	1,67,07,91,391	2,02,86,39,231	42,84,709	2,03,29,23,940
	1,85,60,25,138	2,20,889	1,85,62,46,027	2,62,13,79,242	42,84,709	2,62,56,63,951
Non-financial assets						
ROU Asset	1,24,71,416	-	1,24,71,416	-	-	-
Current tax assets (net)	-	-	-	-	45,53,331	45,53,331
Deferred tax assets (net)	19,22,083	-	19,22,083	-	-	-
Property, plant and equipment	-	30,78,349	30,78,349	-	2,84,19,871	2,84,19,871
Other intangible assets	-	126	126	-	126	126
Other non-financial assets	37,74,950	-	37,74,950	73,04,340	-	73,04,340
	1,81,68,449	30,78,475	2,12,46,924	73,04,340	3,29,73,328	4,02,77,668
Total assets (A)	1,87,41,93,587	32,99,364	1,87,74,92,951	2,62,86,83,582	3,72,58,037	2,66,59,41,619

Particulars	As at 31 March 2024			As at 31 March 2023		
	Within 12 months	After 12 months	Total	Within 12 months	After 12 months	Total
Financial liabilities						
Trade payables	57,22,315	-	57,22,315	72,54,322	-	72,54,322
Borrowing (other than debt securities)	-	-	-	15,36,74,379	-	15,36,74,379
Lease Liabilities	1,40,50,951	-	1,40,50,951	1,52,83,851	1,18,19,326	2,71,03,177
Other financial liabilities	70,84,937	-	70,84,937	2,94,21,418	-	2,94,21,418
	2,68,58,203	-	2,68,58,203	20,56,33,970	1,18,19,326	21,74,53,296
Non-financial liabilities						
Current tax liabilities (net)	2,88,33,994	-	2,88,33,994	-	-	-
Provisions	2,80,742	18,36,575	21,17,317	5,40,711	29,23,729	34,64,440
Deferred tax liabilities (net)	-	-	-	-	11,14,726	11,14,726
Other non-financial liabilities	5,50,034	-	5,50,034	44,31,711	-	44,31,711
	2,96,64,770	18,36,575	3,15,01,345	49,72,422	40,38,455	90,10,877
Total liabilities (B)	5,65,22,973	18,36,575	5,83,59,548	21,06,06,392	1,58,57,781	22,64,64,173
Net (A-B)	1,81,76,70,614	14,62,789	1,81,91,33,403	2,41,80,77,190	2,14,00,256	2,43,94,77,446



Edelweiss International (Singapore) Pte Limited

Notes to the financial statements (Continued)

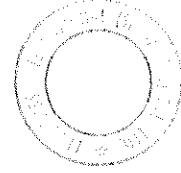

(Currency : Indian rupees)

37. Change in liabilities arising from financing activities

Particulars	1 April 2023	Cash flows	Exchange differences	Others*	31 March 2024
Borrowings (other than debt securities)	15,36,74,379	(15,81,90,702)	11,76,547	33,39,776	-
Total liabilities from financing activities	15,36,74,379	(15,81,90,702)	11,76,547	33,39,776	-

Particulars	1 April 2022	Cash flows	Exchange differences	Others*	31 March 2023
Borrowings (other than debt securities)	14,23,93,750	(1,03,29,983)	1,19,75,495	96,35,117	15,36,74,379
Total liabilities from financing activities	14,23,93,750	(1,03,29,983)	1,19,75,495	96,35,117	15,36,74,379

* Includes effect of interest charge for the year



Edelweiss International (Singapore) Pte Limited

Notes to the financial statements (Continued)

(Currency : Indian rupees)

38. Contingent liabilities, commitments and leasing agreements

38.1 Legal claims

There are no legal claim outstanding against the company in the current year (Previous year: Nil)

38.2 Operating lease commitments

- 1) This note provides information for leases where the Company is a lessee.


Particulars	For the year ended 31 March 2024	For the year ended 31 March 2023
Right-of-use assets	1,24,71,416	2,50,03,910
Lease liability		
Opening balance as at	2,71,03,177	3,50,53,552
Addition / disposal during year	28,60,440	28,23,866
Accretion of interest	26,18,192	41,64,267
Lease payment for the year	(1,85,30,858)	(1,49,38,508)
Closing balance as at	1,40,50,951	2,71,03,177

- 2) The statement of profit or loss shows the following amounts relating to leases

Particulars	For the year ended 31 March 2024	For the year ended 31 March 2023
Depreciation on ROU of building	1,58,31,935	1,52,92,832
Interest cost	26,18,192	41,64,267

38.3 Contingent liabilities

The Company has Rs. Nil (Previous year: Rs Nil) contingent liabilities as at the balance sheet date



Edelweiss International (Singapore) Pte Limited

Notes to the financial statements (Continued)

(Currency : Indian rupees)

39.Related party disclosures

(A) Names of related parties by whom control is exercised

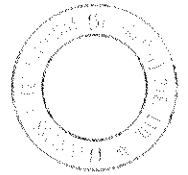

Edelweiss Financial Services Limited	Ultimate holding company
Edel Investments Limited	Holding Company

(B) Names of fellow subsidiaries with whom transactions have taken place during the year

Edelweiss Alternative Assets Advisors Pte Limited
EC International Limited
Edelweiss Rural & Corporate Services Limited
ECap Equities Limited (Formely known as Edel Land Limited)

(C) Names of key managerial personnel

Sagar Indresh Kumar Anand	
Vinod Kumar Soni	
Yik Chui Ping	(Resigned w.e.f 11 January 2024)
Chan Michael K H	(Appointed w.e.f 11 January 2024)



Edelweiss International (Singapore) Pte Limited

Notes to the financial statements (Continued)

(Currency: Indian rupees)

39. Related party disclosures (continued)

(D) Transactions and balances with related parties :

Sr. No.	Nature of transaction	Related party name	For the year ended 31 March 2024	For the year ended 31 March 2023
	Capital account transactions during the year			
(I)	Buy Back of ordinary shares from	Edel Investments Limited	46,59,89,725	53,82,93,731
	Current account transactions during the year			
(II)	Short term loans repaid by (refer note 1 below)-Aggregate of debit	EC International Limited	11,11,144	-
	Short term loans repaid to (refer note 1 below)-Aggregate of debit	Edelweiss Alternative Asset Advisors Pte Limited	15,38,44,468	-
	Short term loans given to (refer note 1 below)-Aggregate of credit	EC International Limited	24,62,661	77,02,125
	Bad - Debts and Advances Written Off	EC International Limited	15,16,72,975	-
	Interest expense on loans taken from	Edelweiss Alternative Asset Advisors Pte Limited	33,39,776	96,35,117
	Interest income on loans given to	EC International Limited	28,05,724	1,04,72,178
	Professional charges paid to	Edelweiss Rural & Corporate Services Limited	1,77,35,007	1,73,84,779
	Share option expense	Edelweiss Financial Services Limited	41,147	33,127
	Remuneration paid to	Directors	5,48,63,371	4,07,61,205
	Cost reimbursement received from	Edelweiss Alternative Asset Advisors Pte Limited	86,42,589	80,64,128
		Nuvama Investment Advisors Pte. Limited	-	80,64,128
	Cost reimbursement paid to	Edelweiss Alternative Asset Advisors Pte Limited	2,78,258	3,20,536



Edelweiss International (Singapore) Pte Limited**Notes to the financial statements (Continued)**

(Currency: Indian rupees)

39. Related party disclosures (continued)**(E) Transactions and balances with related parties :**

Sr. No.	Nature of transaction	Related party name	For the year ended 31 March 2024	For the year ended 31 March 2023
	Balances with related parties			
	Borrowings (other than debt securities) from	Edelweiss Alternative Asset Advisors Pte Limited	-	15,28,59,450
	Unsecured loans given to	EC International Limited	-	14,87,42,519
	Trade payables to	Edelweiss Rural & Corporate Services Limited	20,14,283	35,30,067
	Interest accrued but not due on borrowings from	Edelweiss Alternative Asset Advisors Pte Limited	-	8,14,929
	Interest accrued but not due on loans given to	EC International Limited	-	2,89,54,539
	Other payables to	ECap Equities Limited	-	10,076
		Edelweiss Financial Services Limited	3,532	1,11,278

Note:

- 1) Loan given/taken to/from related parties are disclosed based on the total of debit and credit of amount given/taken during the reporting period.
- 2) Information relating to remuneration paid to key managerial person mentioned above excludes provision made for gratuity, leave encashment and deferred bonus which are provided for group of employees on an overall basis. These are included on cash basis. The variable compensation included herein is on cash basis.
- 3) Nuvama Group companies were related party till 30 March 2023.

For NGS & Co. LLP
Chartered Accountants
Firm Registration No.: 119850W




R. P. Soni
Partner
Membership No.: 104796

Mumbai
May 07, 2024



For and on behalf of the Board of Directors



Vinod Kumar Soni Sagar Anand
Director Director

Mumbai
May 07, 2024



Edelweiss International (Singapore) Pte Limited

Notes to the financial statements (Continued)

(Currency : Indian rupees)

40. Capital management

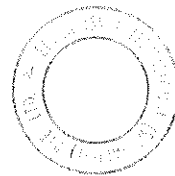
The Company's objective when managing capital is to ensure that the Company is adequately capitalised. This is achieved by obtaining funding from its holding corporation when necessary.

The Company defines "capital" as including all components of equity. The Company's capital structure is regularly reviewed and managed with due regard to the capital management practices of the group to which the Company belongs.

The Company is not subject to externally imposed capital requirements.

41. Events after reporting date

There have been no events after the reporting date that require disclosure in these financial statements.



Edelweiss International (Singapore) Pte Limited**Notes to the financial statements (Continued)**

(Currency : Indian rupees)

42. Fair values of measurements**42.1 Valuation principles**

Fair value is the price that would be received to sell an asset or paid to transfer a liability in an orderly transaction in the principal (or most advantageous) market at the measurement date under current market conditions (i.e. an exit price), regardless of whether that price is directly observable or estimated using a valuation technique.

In order to show how fair values have been derived, financial instruments are classified based on a hierarchy of valuation techniques, as explained in Note 4.8.

42.2 Assets and liabilities by fair value hierarchy

The following table shows an analysis of financial instruments recorded at fair value by level of the fair value hierarchy

Particulars	As at 31 March 2024			
	Level 1	Level 2	Level 3	Total
Assets measured at fair value on a recurring basis				
Derivative financial instruments				
Exchange-traded derivatives	36,82,923	-	-	36,82,923
OTC derivatives	-	22,63,62,444	-	22,63,62,444
Total derivative financial instruments	36,82,923	22,63,62,444	-	23,00,45,367
Total	36,82,923	22,63,62,444	-	23,00,45,367

Particulars	As at 31 March 2024			
	Level 1	Level 2	Level 3	Total
Liabilities measured at fair value on a recurring basis -				
Derivative financial instruments				
Exchange-traded derivatives	17,69,851	-	-	17,69,851
OTC derivatives	-	4,43,38,155	-	4,43,38,155
Total derivative financial instruments	17,69,851	4,43,38,155	-	4,61,08,006
Financial liabilities designated at FVTPL				
Total	17,69,851	4,43,38,155	-	4,61,08,006



Edelweiss International (Singapore) Pte Limited

Notes to the financial statements (Continued)

(Currency : Indian rupees)

42. Fair values of measurements (continued)

42.2 Assets and liabilities by fair value hierarchy (continued)

The following table shows an analysis of financial instruments recorded at fair value by level of the fair value hierarchy

Particulars	As at 31 March 2023			
	Level 1	Level 2	Level 3	Total
Assets measured at fair value on a recurring basis				
Derivative financial instruments				
Exchange-traded derivatives	65,55,554	-	-	65,55,554
OTC derivatives	-	7,73,08,374	-	7,73,08,374
Total derivative financial instruments	65,55,554	7,73,08,374	-	8,38,63,928
Total	65,55,554	7,73,08,374	-	8,38,63,928

Particulars	As at 31 March 2023			
	Level 1	Level 2	Level 3	Total
Liabilities measured at fair value on a recurring basis -				
Derivative financial instruments				
Exchange-traded derivatives	88,94,461	-	-	88,94,461
OTC derivatives	-	53,34,46,733	-	53,34,46,733
Total derivative financial instruments	88,94,461	53,34,46,733	-	54,23,41,194
Total	88,94,461	53,34,46,733	-	54,23,41,194



Edelweiss International (Singapore) Pte Limited

Notes to the financial statements (Continued)

(Currency : Indian rupees)

42. Fair values of measurements (continued)

42.3 Financial assets and financial liabilities are measured at fair value using the below valuation techniques

Financial Assets/Financial Liabilities	Fair Value hierarchy	Valuation technique and key inputs
Equity - futures & options	Level 1	Quoted prices in an active market
Index - futures & options	Level 1	
Currency - futures	Level 1	
Interest rate futures	Level 1	
Debt securities & treasury bills	Level 1	
Equity instruments	Level 1	
Currency - forward and spot	Level 2	Quoted price from broker/ reliable sources- Bloomberg, etc.
Interest rate swaps	Level 2	
Total return swaps	Level 2	
Variance swaps	Level 2	

42.4 Transfer between Level 1 Level 2 and Level 3

There were no transfers between different levels during the year.



42.5 Financial instruments not measured at fair value

No disclosure has been provided since the fair value of the financial assets and liabilities not measured at fair value is approximately their carrying values due to the short term nature of these balances.

43. Risk Management

43.1 Introduction and risk management framework

The Company's risk management policies are established to identify and analyse the risks faced by the Company, to set appropriate risk limits and controls, and to monitor risks and adherence to limits. Risk management policies and systems are reviewed regularly to reflect changes in market conditions and the Company's activities. The Company, through its training and management standards and procedures, aims to develop a disciplined and constructive control environment in which all employees understand their roles and obligations.



Edelweiss International (Singapore) Pte Limited

Notes to the financial statements (Continued)

(Currency : Indian rupees)

43.2 Analysis of risk concentration


The following table shows the risk concentration by industry for the components of the balance sheet.

Industry analysis - Risk concentration for 31 March 2024

Particulars	Financial services	Consumers	Services	Manufacturing	Energy and chemical company	Others	Total
Financial assets							
Cash and cash equivalent	12,98,46,283		-	-	-	-	12,98,46,283
Derivative financial instruments	5,56,08,353	-	-	-	-	-	5,56,08,353
Other financial assets	1,66,64,43,013	-	-	-	-	43,48,378	1,67,07,91,391
Total	1,85,18,97,649	-	-	-	-	43,48,378	1,85,62,46,027

Industry analysis - Risk concentration for 31 March 2023

Particulars	Financial services	Consumers	Services	Manufacturing	Energy and chemical company	Others	Total
Financial assets							-
Cash and cash equivalent	35,22,53,090		-	-	-	-	35,22,53,090
Derivative financial instruments	6,30,40,437	-	-	-	-	-	6,30,40,437
Loans	17,74,46,484	-	-	-	-	-	17,74,46,484
Other financial assets	2,02,86,39,231	-	-	-	-	42,84,709	2,03,29,23,940
Total	2,62,13,79,242	-	-	-	-	42,84,709	2,62,56,63,951



Edelweiss International (Singapore) Pte Limited

Notes to the financial statements (Continued)

(Currency : Indian rupees)

43.3 Collateral held and other credit enhancements

The tables on the following pages show the maximum exposure to credit risk by class of financial asset. The carrying amounts of financial assets represent the Company's maximum exposure to credit risk, before taking into account any collateral held



Particulars	Maximum exposure to credit risk	
	31 March 2024	31 March 2023
Financial assets		
Cash and cash equivalent	12,98,46,283	35,22,53,090
Loans	-	17,74,46,484
Derivative financial instruments	5,56,08,353	6,30,40,437
Margin with brokers	1,66,64,43,013	2,02,86,39,231
Other assets (*)	43,48,378	42,84,709
Total	1,85,62,46,027	2,62,56,63,951

(*) excludes prepaid expenses

The Company does not hold any collateral in respect of above financial assets

The Company's cash and cash equivalents are held with reputed and regulated financial institutions. Loans are given to related parties

Margin held with brokers and exchanges represent initial and maintenance margin accounts, and other cash collateral for derivative transactions. The Company transacts with various brokers of acceptable credit ratings.



Edelweiss International (Singapore) Pte Limited

Notes to the financial statements (Continued)

(Currency : Indian rupees)

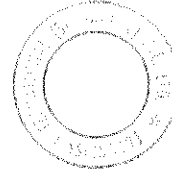

43.4 Financial assets available to support future funding

Following table sets out availability of financial assets to support funding

Particulars	31 March 2024		Total carrying amount
	Encumbered Pledge as collateral (1)	Unencumbered Available as collateral	
Cash and cash equivalent	-	12,98,46,283	12,98,46,283
Derivative assets	-	5,56,08,353	5,56,08,353
Other financial assets	1,66,64,43,013	43,48,378	1,67,07,91,391
Property, Plant and Equipment	-	1,55,49,765	1,55,49,765
Total assets	1,66,64,43,013	20,53,52,779	1,87,17,95,792

Particulars	31 March 2023		Total carrying amount
	Encumbered Pledge as collateral (1)	Unencumbered Available as collateral	
Cash and cash equivalent	-	35,22,53,090	35,22,53,090
Derivative assets	-	6,30,40,437	6,30,40,437
Other financial assets	2,02,86,39,231	42,84,709	2,03,29,23,940
Loans	-	17,74,46,484	17,74,46,484
Property, Plant and Equipment	-	2,84,19,871	2,84,19,871
Total assets	2,02,86,39,231	62,54,44,591	2,65,40,83,822

1. Represents assets which are not pledged and Company believes it is restricted from using to secure funding for legal or other reason
2. Represents assets which are not restricted for use as collateral, but that the Company would not consider readily available to secure funding in the normal course of business



Edelweiss International (Singapore) Pte Limited

Notes to the financial statements (Continued)

(Currency - Indian rupees)

43.5 Liquidity and risk management

43.5.1 Analysis of non-derivative financial liabilities by remaining contractual maturities

The table below summarises the maturity profile of the undiscounted cash flows of the Company's non-derivative financial liabilities as at

As at 31 March 2024	On demand	1 to 14 days	15 days to 1 month	1 month to 2 months	2 months to 3 months	3 to 6 months	6 to 12 months	1 to 3 years	Over 3 years	3 years to 5 years	Over 5 years	Total
Trade payables	-	-	-	-	57,22,315	-	-	-	-	-	-	57,22,315
Lease liabilities	-	6,81,027	7,31,815	14,63,679	14,63,629	43,90,838	53,17,963	-	-	-	-	1,40,50,951
Other financial liabilities	-	3,512	-	70,81,405	-	-	-	-	-	-	-	70,84,917
Total undiscounted non-derivative financial liabilities	-	6,86,559	7,34,815	85,45,034	71,85,944	43,90,838	53,17,963	-	-	-	-	2,68,58,203

As at 31 March 2023	On demand	1 to 14 days	15 days to 1 month	1 month to 2 months	2 months to 3 months	3 to 6 months	6 to 12 months	1 to 3 years	Over 3 years	3 years to 5 years	Over 5 years	Total
Trade payables	-	-	-	-	72,54,322	-	-	-	-	-	-	72,54,322
Borrowings (other than debt securities)	15,36,74,379	-	-	-	-	-	-	-	-	-	-	15,36,74,379
Lease liabilities	-	6,43,229	6,89,174	13,78,348	13,78,348	41,35,044	70,59,708	1,18,19,326	-	-	-	2,71,03,177
Other financial liabilities	-	1,21,354	-	2,93,00,064	-	-	-	-	-	-	-	2,94,21,418
Total undiscounted non-derivative financial liabilities	15,36,74,379	7,64,583	6,89,174	3,06,78,412	86,32,670	41,35,044	70,59,708	1,18,19,326	-	-	-	21,74,53,296

43.5.2 Analysis of non-derivative financial assets by remaining contractual maturities

The table below summarises the maturity profile of the undiscounted cash flows of the Company's non-derivative financial assets as at

As at 31 March 2024	On demand	1 to 14 days	15 days to 1 month	1 month to 2 months	2 months to 3 months	3 to 6 months	6 to 12 months	1 to 3 years	Over 3 years	3 years to 5 years	Over 5 years	Total
Cash and cash equivalent	12,98,46,283	-	-	-	-	-	-	-	-	-	-	12,98,46,283
Other financial assets	1,66,64,43,013	-	-	-	-	-	41,27,489	2,20,889	-	-	-	1,67,07,91,391
Total	1,79,62,89,296	-	-	-	-	-	41,27,489	2,20,889	-	-	-	1,80,06,37,674

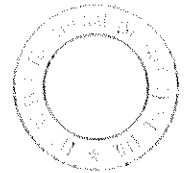
As at 31 March 2023	On demand	1 to 14 days	15 days to 1 month	1 month to 2 months	2 months to 3 months	3 to 6 months	6 to 12 months	1 to 3 years	Over 3 years	3 years to 5 years	Over 5 years	Total
Cash and cash equivalent	15,22,51,090	-	-	-	-	-	-	-	-	-	-	15,22,51,090
Loans	17,74,46,484	-	-	-	-	-	-	-	-	-	-	17,74,46,484
Other financial assets	2,02,86,39,231	-	-	-	-	-	-	42,84,709	-	-	-	2,03,29,23,940
Total	2,55,83,39,805	-	-	-	-	-	-	42,84,709	-	-	-	2,56,26,23,514

43.5.3 Maturity analysis for derivatives

All derivatives which are entered into for trading purposes are shown in the earliest time band. With respect to other derivatives, the remaining contractual maturity information has been given based on undiscounted cash flows.

As at 31 March 2024	On demand	1 to 14 days	15 days to 1 month	1 month to 2 months	2 months to 3 months	3 to 6 months	6 to 12 months	1 to 3 years	Over 3 years	3 years to 5 years	Over 5 years	Total
Net settled derivatives entered into for trading purposes	-	5,56,08,353	-	-	-	-	-	-	-	-	-	5,56,08,353
Total	-	5,56,08,353	-	-	-	-	-	-	-	-	-	5,56,08,353

As at 31 March 2023	On demand	1 to 14 days	15 days to 1 month	1 month to 2 months	2 months to 3 months	3 to 6 months	6 to 12 months	1 to 3 years	Over 3 years	3 years to 5 years	Over 5 years	Total
Net settled derivatives entered into for trading purposes	-	6,30,40,437	-	-	-	-	-	-	-	-	-	6,30,40,437
Total	-	6,30,40,437	-	-	-	-	-	-	-	-	-	6,30,40,437



Edelweiss International (Singapore) Pte Limited

Notes to the financial statements (Continued)

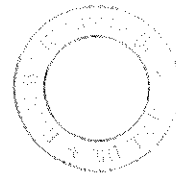

(Currency : Indian rupees)

43.6 Market risk

Market the risk that the fair value or future cash flows of financial instruments will fluctuate due to changes in market variables such as interest rates, foreign exchange rates and equity prices. The Company classifies exposures to market risk into either trading or non-trading portfolios and manages each of those portfolios separately. Such risks the market risk for the trading portfolio is managed and monitored based on a VaR methodology that reflects the interdependency between risk variables. Non-trading positions are managed and monitored using other sensitivity analyses.

43.6.1 Total market risk exposure

Particulars	31 March 2024			31 March 2023		
	Carrying amount	Traded risk	Non-traded risk	Carrying amount	Traded risk	Non-traded risk
Assets						
Cash and cash equivalent	12,98,46,283	-	12,98,46,283	35,22,53,090	-	35,22,53,090
Derivative financial instruments	5,56,08,353	5,56,08,353	-	6,30,40,437	6,30,40,437	-
Loans	-	-	-	17,74,46,484	-	17,74,46,484
Other financial assets	1,67,07,91,391	1,66,64,43,013	43,48,378	2,03,29,23,940	2,02,86,39,231	42,84,709
Total	1,85,62,46,027	1,72,20,51,366	13,41,94,661	2,62,56,63,951	2,09,16,79,668	53,39,84,283
Liability						
Borrowings (other than Debt Securities)	-	-	-	15,36,74,379	-	15,36,74,379
Trade payables	-	-	-	72,54,322	-	72,54,322
Lease Liabilities	1,40,50,951	-	1,40,50,951	2,71,03,177	-	2,71,03,177
Other liabilities	70,84,937	-	70,84,937	2,94,21,418	-	2,94,21,418
Total	2,11,35,888	-	2,11,35,888	21,74,53,296	-	21,74,53,296



Edelweiss International (Singapore) Pte Limited

Notes to the financial statements (Continued)

(Currency : Indian rupee)

43.6.2 Sensitivity analysis

(b) Interest rate risk

Interest rate risk arises from the possibility that changes in interest rates will affect future cash flows or the fair values of financial instruments.

The following table demonstrates the sensitivity to a reasonably possible change in interest rates (all other variables being constant) of the Company's statement of profit and loss and equity

2023-24						
Currency of borrowing / advances	Increase in basis points	Effect on profit before tax	Effect on Equity	Decrease in basis points	Effect on profit before tax	Effect on Equity
United States Dollars	25	-	-	25	-	-

2022-23						
Currency of borrowing / advances	Increase in basis points	Effect on profit before tax	Effect on Equity	Decrease in basis points	Effect on profit before tax	Effect on Equity
United States Dollars	25	-	-	25	-	-

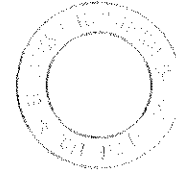
(b) Currency risk

Currency risk is the risk that the value of a financial instrument will fluctuate due to changes in foreign exchange rates. Foreign currency risk arise majorly on account of foreign currency borrowings.

The table below indicates the currencies to which the Company had significant exposure at the end of the reported periods. The analysis calculates the effect of a reasonably possible movement of the currency rate against the INR (all other variables being constant) on the statement of profit and loss and equity.

2023-24						
Currency	Increase in currency rate (*%)	Effect on profit before tax	Effect on Equity	Decrease in currency rate (%)	Effect on profit before tax	Effect on Equity
Singapore Dollar	5	(3,41,562)	-	5	3,41,562	-
United Arab Emirates Dirham	5	52,960	-	5	(52,960)	-
Hong Kong Dollar	5	(88,425)	-	5	88,425	-
Japanese Yen	5	1,09,935	-	5	(1,09,935)	-
Korean Won	5	3,44,530	-	5	(3,44,530)	-
Australian Dollar	5	68,982	-	5	(68,982)	-
Great Britain Pound	5	(8,589)	-	5	8,589	-
European currency	5	(15,790)	-	5	15,790	-
Others (Canadian Dollar)	5	1,054	-	5	(1,054)	-

2022-23						
Currency	Increase in currency rate (*%)	Effect on profit before tax	Effect on Equity	Decrease in currency rate (%)	Effect on profit before tax	Effect on Equity
Singapore Dollar	5	(1,03,299)	-	5	1,03,299	-
United Arab Emirates Dirham	5	(37,105)	-	5	37,105	-
Hong Kong Dollar	5	52,289	-	5	(52,289)	-
Japanese Yen	5	(12,556)	-	5	12,556	-
Korean Won	5	25,09,315	-	5	(25,09,315)	-
Australian Dollar	5	5,305	-	5	(5,305)	-
Great Britain Pound	5	(187)	-	5	187	-
European currency	5	(112)	-	5	112	-



Edelweiss International (Singapore) Pte Limited

Notes to the financial statements (Continued)

(Currency - Indian rupee)

43.6.2 Sensitivity analysis (continued)

(iii) Equity price risk

Equity price risk is the risk that the fair value or future cash flows of a financial instrument will fluctuate because of changes in the level of individual investment in equity share prices.

Impact on	2023-24					
	Increase in equity price (%)	Effect on profit before tax	Effect on Equity	Decrease in equity price (%)	Effect on profit before tax	Effect on Equity
Derivatives	5	-	-	5	-	-



Impact on	2022-23					
	Increase in equity price (%)	Effect on profit before tax	Effect on Equity	Decrease in equity price (%)	Effect on profit before tax	Effect on Equity
Derivatives	5	-	-	5	-	-

(iv) Index price risk

Index price risk is the risk that the fair value or future cash flows of a financial instrument will fluctuate because of changes in the level of equity indices.

Impact on	2023-24					
	Increase in index price (%)	Effect on profit before tax	Effect on Equity	Decrease in index price (%)	Effect on profit before tax	Effect on Equity
Derivatives	5	95,654	-	5	(95,654)	-

Impact on	2022-23					
	Increase in index price (%)	Effect on profit before tax	Effect on Equity	Decrease in index price (%)	Effect on profit before tax	Effect on Equity
Derivatives	5	9,21,229	-	5	(9,21,229)	-



Edelevs International (Singapore) Pte Limited

Notes to the financial statements (Continued)

(Currency - Indian rupees)

44. Other Notes

(a) Relationship with Struck-off Companies

The Company does not have any transactions with the companies struck off under section 248 of Companies Act, 2013 or section 560 of Companies Act, 1956

(b) Utilization of Borrowed Fund and Share Premium

(a) During the year, no funds have been advanced or loaned or invested (either from borrowed funds or share premium or any other sources or kind of funds) by the company to or in any other persons or entities, including foreign entities ("Intermediaries"), with the understanding, whether recorded in writing or otherwise, that the Intermediaries shall, whether directly or indirectly lend or invest in other persons or entities identified in any manner whatsoever by or on behalf of the company ("Ultimate Beneficiaries") or provide any guarantee, security or the like on behalf of the Ultimate Beneficiaries

(b) During the year, no funds have been received by the company from any person(s) or entity(ies), including foreign entities ("Funding Parties"), with the understanding, whether recorded in writing or otherwise, that the company shall, whether directly or indirectly, lend or invest in other persons or entities identified in any manner whatsoever by or on behalf of the Funding Party ("Ultimate Beneficiaries") or provide any guarantee, security or the like on behalf of the Ultimate Beneficiaries."

(c) Other ratios

Particulars	Year Ended		Change in Ratio
	March 31, 2024	March 31, 2023	
1 Total debt to Total assets (Refer Note 1)	0.00%	5.76%	1.00
2 Net profit margin (%) (Refer Note 2)	-35.66%	61.28%	(1.72)

Reasons

- Loans fully repaid during the FY 23-24
- Trading volume reduced and due to Bad Debts (Loan written off of the Related Party L.C.D.)

Notes


- Total debt to Total assets = (Debt securities + Borrowings other than debt securities) / Total assets
- Net profit margin = Net Profit after tax for the period / Total Income

45. Previous year comparatives

Previous year figures have been regrouped and reclassified wherever necessary to confirm to the current year classification



As per our report of even date attached

For NGS & Co. LLP
Chartered Accountants
Firm Registration No. 119850W-W/00013


R. P. Sani
Partner
Membership No. 104796

Mumbai
May 07, 2024

For and on behalf of the Board of Directors

 
Vinod Kumar Sani
Director
Sagar Anand
Director

Mumbai
May 07, 2024

